

RIVER VALE BOARD OF EDUCATION
COMPREHENSIVE ANNUAL FINANCIAL REPORT
FOR THE FISCAL YEAR ENDED JUNE 30, 2021

River Vale, New Jersey

COMPREHENSIVE ANNUAL

FINANCIAL REPORT

of the

River Vale Board of Education

River Vale, New Jersey

For The Fiscal Year Ended June 30, 2021

Prepared by

Business Office

**RIVER VALE BOARD OF EDUCATION
TABLE OF CONTENTS**

Page

INTRODUCTORY SECTION

Letter of Transmittal	i-vi
Organizational Chart	vii
Roster of Officials	viii
Consultants and Advisors	ix

FINANCIAL SECTION

Independent Auditor's Report	1-3
------------------------------	-----

REQUIRED SUPPLEMENTARY INFORMATION- PART I

Management's Discussion and Analysis	4-16
--------------------------------------	------

Basic Financial Statements

A. District-wide Financial Statements

A-1 Statement of Net Position	17
A-2 Statement of Activities	18

B. Fund Financial Statements

Governmental Funds

B-1 Balance Sheet	19-20
B-2 Statement of Revenues, Expenditures, and Changes in Fund Balances	21
B-3 Reconciliation of the Governmental Funds Statement of Revenues, Expenditures and Changes in Fund Balances with the District-Wide Statements	22

Proprietary Funds

B-4 Statement of Net Position	23
B-5 Statement of Revenues, Expenses, and Changes in Net Position	24
B-6 Statement of Cash Flows	25

Fiduciary Fund – Not Applicable

Notes to the Financial Statements	26-68
--	-------

**RIVER VALE BOARD OF EDUCATION
TABLE OF CONTENTS**

	<u>Page</u>
REQUIRED SUPPLEMENTARY INFORMATION – PART II	
C. Budgetary Comparison Schedules	
C-1 Budgetary Comparison Schedule – Budget and Actual - General Fund	69-76
C-2 Budgetary Comparison Schedule – Special Revenue Fund – Budget (Non-GAAP) and Actual	77
NOTES TO THE REQUIRED SUPPLEMENTARY INFORMATION – PART II	
C-3 Budgetary Comparison Schedule – Note to Required Supplementary Information	78
REQUIRED SUPPLEMENTARY INFORMATION – PART III	
L. Schedules Related to Accounting and Reporting for Pensions and OPEB (GASB 68 and 75)	
L-1 Required Supplementary Information – Schedule of the District’s Proportionate Share of the Net Pension Liability – Public Employees Retirement System	79
L-2 Required Supplementary Information – Schedule of District Contributions – Public Employees Retirement System	80
L-3 Required Supplementary Information – Schedule of the District’s Proportional Share of the Net Pension Liability – Teachers Pension and Annuity Fund	81
L-4 Notes to Required Supplementary Information – Net Pension Liability	82
L-5 Required Supplementary Information – Schedule of Changes in the District’s Proportionate Share of Total OPEB Liability	83
L-6 Notes to Required Supplementary Information – OPEB Liability	84
OTHER SUPPLEMENTARY INFORMATION	
D. School Level Schedules – Not Applicable	
E. Special Revenue Fund	
E-1 Combining Schedule of Revenues and Expenditures Special Revenue Fund – Budgetary Basis	85
E-2 Preschool Program Aid – Schedule of Expenditures – Budgetary Basis – Not Applicable	86
E-3 Student Activity Agency Fund – Schedule of Receipts and Disbursements	87
F. Capital Projects Fund	
F-1 Summary Schedule of Project Expenditures	88
F-2 Summary Schedule of Project Revenues, Expenditures and Changes in Fund Balance – Budgetary Basis	89
F-2a- Schedule of Project Revenues, Expenditures, Project Balance – F-2f and Project Status –	90-95
G. Proprietary Funds	
G-1 Schedule of Net Position – Not Applicable	96
G-2 Schedule of Revenues, Expenses and Changes in Net Position – Not Applicable	96
G-3 Schedule of Cash Flows – Not Applicable	96

**RIVER VALE BOARD OF EDUCATION
TABLE OF CONTENTS**

Page

H. Fiduciary Funds – Not Applicable

I. Long-Term Debt

I-1	Schedule of Serial Bonds	97
I-2	Schedule of Obligations under Capital Leases and Lease Purchase Agreements	98
I-3	Debt Service Fund Budgetary Comparison Schedule	99

J. STATISTICAL SECTION (Unaudited)

J-1	Net Position by Component	100
J-2	Changes in Net Position	101-102
J-3	Fund Balances – Governmental Funds	103
J-4	Changes in Fund Balances - Governmental Funds	104-105
J-5	General Fund Other Local Revenue by Source	106
J-6	Assessed Value and Actual Value of Taxable Property	107
J-7	Property Tax Rates	108
J-8	Principal Property Taxpayers	109
J-9	Property Tax Levies and Collections	110
J-10	Ratios of Outstanding Debt by Type	111
J-11	Ratios of Net General Bonded Debt Outstanding	112
J-12	Direct and Overlapping Governmental Activities Debt	113
J-13	Legal Debt Margin Information	114
J-14	Demographic and Economic Statistics	115
J-15	Principal Employers – Not Applicable	116
J-16	Full-Time Equivalent District Employees by Function/Program	117
J-17	Operating Statistics	118
J-18	School Building Information	119
J-19	Schedule of Required Maintenance for School Facilities	120
J-20	Schedule of Insurance	121

**RIVER VALE BOARD OF EDUCATION
TABLE OF CONTENTS**

Page

K.

SINGLE AUDIT SECTION

K-1	Report on Internal Control Over Financial Reporting and on Compliance and Other Matter on an Audit of Financial Statements Performed in Accordance With Government Auditing Standards – Independent Auditor’s Report	122-123
K-2	Report on Compliance for each Major State Program; Report on Internal Control Over Compliance; and Report on Schedule of Expenditures of State Financial Assistance as Required by New Jersey OMB Circular 15-08	124-126
K-3	Schedule of Expenditures of Federal Awards	127
K-4	Schedule of Expenditures of State Financial Assistance	128
K-5	Notes to the Schedules of Expenditures of Federal Awards and State Financial Assistance	128-130
K-6	Schedule of Findings and Questioned Costs – Part 1 – Summary of Auditor’s Results	131-132
K-6	Schedule of Findings and Questioned Costs – Part 2 – Schedule of Financial Statement Findings	133
K-6	Schedule of Findings and Questioned Costs – Part 3 – Schedule of Federal and State Award Findings and Questioned Costs	134
K-7	Summary Schedule of Prior Year Findings	135

INTRODUCTORY SECTION



RIVER VALE PUBLIC SCHOOLS

Kelly Ippolito
School Business Administrator/
Board Secretary
609 Westwood Avenue
River Vale, NJ 07675-5730

KIppolito@rivervaleschools.com
Telephone: 201 / 358 - 4003
Fax: 201 / 358 - 2489

March 4, 2022

Honorable President and
Members of the Board of Education
River Vale School District
County of Bergen
River Vale, New Jersey 07675

Dear Board Members:

The comprehensive annual financial report of the River Vale School District for the fiscal year ended June 30, 2021, is hereby submitted. Responsibility for both the accuracy of the data and completeness and fairness of the presentation, including all disclosures, rests with the management of the River Vale Board of Education. To the best of our knowledge and belief, the data presented in this report is accurate in all material respects and is reported in a manner designed to present fairly the financial position and results of operations of the various funds of the district. All disclosures necessary to enable the reader to gain an understanding of the district's financial activities have been included.

The comprehensive annual financial report is presented in four sections: introductory, financial, statistical and single audit. The introductory section includes this transmittal letter, the district's organizational chart and a list of principal officials. The financial section includes the basic financial statements and schedules, as well as the auditor's report thereon including the Management Discussion and Analysis. The statistical section includes selected financial and demographic information, generally presented on a multi-year basis. The district is required to undergo an annual single audit in conformity with the provisions of the Single Audit Act of 1984 and the U.S. Uniform Guidance, and the state Treasury Circular Letter 15-08 OMB, "Single Audit Policy for Recipients of Federal Grants, State Grants and State Aid Payments". Information related to this single audit, including the auditor's report on the internal control structure and compliance with applicable laws and regulations and findings and recommendations, are included in the single audit section of this report.

REPORTING ENTITY AND ITS SERVICES: The River Vale School District is an independent reporting entity within the criteria adopted by the GASB. All funds of the district are included in this report. The River Vale Board of Education and all its schools constitute the district's reporting entity.

The district provides a full range of educational services appropriate to grade levels Pre-K through 8. These include regular education, as well as special education for handicapped youngsters. The district completed the 2020/2021 fiscal year with an enrollment of 1,056 students, which is a decrease of 47 students from the previous year's enrollment.

The following details the changes in the student enrollment of the district.

Average Daily Enrollment

<u>Fiscal Year</u>	<u>Student Enrollment</u>	<u>Percent Change</u>
2020-2021	1,056	-4.26%
2019-2020	1,103	-1.61%
2018-2019	1,120	-2.41%
2017-2018	1,147	-1.39%
2016-2017	1,163	-1.44%
2015-2016	1,180	-3.59%
2014-2015	1,224	-4.7%
2013-2014	1,285	-.01%
2012-2013	1,293	-2.2%
2011-2012	1,322	-5.5%

ECONOMIC CONDITION AND OUTLOOK: River Vale Township comprises a land area of 4.5 square miles and is located in the northeastern part of Bergen County. River Vale is a suburban community consisting of mainly single-family homes and, additionally, has three (3) condominium developments. The Fairways at Edgewood LLC, has removed an existing maintenance building and 9 holes of the existing golf course and construct 225 market rate units (193 townhomes and 32 quadplex units) and 24 affordable rental units in a three-story building. All of the total 193 townhouse units are proposed with three bedrooms. Of the 32 quadplex units, 16 are two bedroom and 15 are three bedroom. Of the 24 affordable units, 4 are one bedroom, 15 are two bedroom and 5 are three bedroom. The School District's most recent demographic study was presented in December 2015 by Whitehall Associates, Inc.

GENERAL EDUCATIONAL GOALS: The River Vale School District is a Pre-K-8 type II district which is made up of three schools: Roberge and Woodside (grades Pre-K-5) and Holdrum (grades 6-8).

The district continues to attract excellent teachers. More than half of the teachers are tenured. More than half are on the MA+ level. Enrollment for the 2020/2021 school year was 1,056 students including out-of-district special education placements. Enrollment for 2021/2022 is expected to continue to decline slightly. Homerooms average twenty (20) students and reading/math groups have a lower faculty/student ratio.

GENERAL EDUCATIONAL GOALS: (Continued)

The goals of the district are to provide learning opportunities to help each student grow and develop intellectually, emotionally, physically, and socially. The school system emphasizes a sound and basic curriculum. There are gifted and talented programs, special education and resource centers, and computer labs & media centers in each of the schools. In addition, the schools provide extensive curricular offerings in world language, instrumental and vocal music, visual arts, computer literacy, library services and physical education.

A continuing goal of the district is to “*Focus on meaningful innovation as the key to addressing 21st Century Skills needed for success in a changing world.*” This includes:

Commitment to Digital Citizenship and Increased Student Access to Technology: With much appreciated support from the River Vale Educational Fund and the River Vale PTA, the district is excited to continue their ongoing technology initiatives! Increased access to the right grade-level technology amplifies learning, increases engagement, and enables our classrooms to be more technology-driven, real-work oriented, and reflective of the evolving world our students live in.

Beginning in the 2014/2015 school year, the River Vale School District underwent a significant transformation in terms of increasing student access to technology as a dynamic instructional tool by making the decision to purchase the learning management system, *Canvas*, which was also being used at our sending regional high school, Pascack Valley. *Canvas* is an important tool that transformed the way students and teachers communicate and accomplish learning goals.

In the 2015/2016 school year, all 8th graders were provided a district-owned laptop that they could take home, giving teachers the opportunity to continue transforming and modernizing instructional practices, and students the opportunity to engage more fully in critical thinking, collaboration, accessing information, and creating new products. In the 2015/2016 school year, all 6th and 7th graders received laptops that stay at school for an *in-school* 1:1 initiative, all students in grades 3-5 received their own Chromebook for an *in-class* 1:1 initiative, and students in grades K-2 were given increased access to Chromebooks and tablets.

The River Vale School District considers itself to be a leader in supporting K-8 students with applicable and age-appropriate technology. As of the 2017/2018 school year, all students in grades 6-8 have a Chromebook or laptop they get to take home for the school year, all students in grades 2-5 have an in-school Chromebook initiative, which means they get their own device, but it stays in school, and all students in grades K-1 have their own device that stays in schools which equates to the District having a 1:1 initiative grades K-8.

Educate 2B Mindfulness Program: Thanks to a generous donation from the River Vale Educational Fund, the district's *Educate 2B Mindfulness Program* provided over 40 staff members an innovative and important way to help address mental health for all students in the district.

Being a "Leading" School District: In addition to being a member of the New Jersey Department of Education's *InnovateNJ* program, a state-wide program aimed at supporting innovation by fostering sharing and collaboration between districts, the River Vale School District is also a member of *EdLeader21*, a national consortium focused on integrating vital 21st century skills into the classroom.

This is an important time in public education, and our district needs to be a leader in terms of what a great education should look like for all children in New Jersey.

In River Vale, we are committed to providing students a rich and balanced education that focuses on the important 21st century skills needed for success in an increasingly complex, global world. This is an exciting time in education for our district, and together we will remain "Committed to Excellence" to our students!

Each member of the seven-member school board is elected to a three-year term and represents a cross-section of the community.

The Superintendent of Schools, under the direction of the Board of Education, has consulted with teaching staff members, pupils, parents and other residents in the formation of the educational goals of this district and has invited comments at public meetings relative to the goals. These educational goals were then adopted by the Board. The school-level goals address the needs of the pupils of this district and constitute the foundation on which the instructional program is anchored.

The performance of River Vale students on these standardized assessment measures continues to be well above state and national averages in all content areas.

INTERNAL ACCOUNTING CONTROLS: Management of the district is responsible for establishing and maintaining an internal control structure designed to ensure that the assets of the district are protected from loss, theft or misuse and to ensure that adequate accounting data are compiled to allow for the preparation of financial statement in conformity with generally accepted accounting principles (GAAP). The internal control structure is designed to provide reasonable, but not absolute, assurance that these objectives are met. The concept of reasonable assurance recognizes that: (1) the cost of a control should not exceed the benefits likely to be derived; and (2) the valuation of costs and benefits requires estimates and judgments by management.

As a recipient of federal and state financial assistance, the district also is responsible for ensuring that an adequate internal control structure is in place to ensure compliance with applicable laws and regulations related to those programs. This internal control structure is also subject to periodic evaluation by the district management.

INTERNAL ACCOUNTING CONTROLS: (Continued)

As part of the district's single audit described earlier, tests are made to determine the adequacy of the internal control structure, including that portion related to federal and state financial assistance programs, as well as to determine that the district has complied with applicable laws and regulations.

BUDGETARY CONTROLS: In addition to internal accounting controls, the district maintains budgetary controls. The objective of these budgetary controls is to ensure compliance with legal provisions embodied in the annual appropriated budget approved by the voters of the municipality. Annual appropriated budgets are adopted for the general fund, the special revenue fund and the debt service fund. Project-length budgets are approved for the capital improvements accounted for in the capital projects fund. The final budget amount as amended for the fiscal year is reflected in the financial section.

An encumbrance accounting system is used to record outstanding purchase commitments on a line item basis. Open encumbrances at year-end are either canceled or are included as reappropriations of fund balance in the subsequent year. Those amounts to be reappropriated are reported as assignments of fund balance at June 30, 2021.

ACCOUNTING SYSTEM AND REPORTS: The district's accounting records reflect generally accepted accounting principles as promulgated by the Governmental Accounting Standards Board (GASB). The accounting system of the district is organized in "Notes to the Financial Statements", Note 1.

DEBT ADMINISTRATION: As of June 30, 2021, the River Vale School District had no bonded debt.

CASH MANAGEMENT: The school district primarily invests in the New Jersey Cash Management Fund due to the higher interest rates that are offered. The school district also invests in public depositories protected from loss under the provisions of the Governmental Unit Deposit Protection Act (GUDPA).


RISK MANAGEMENT: The Board carries various forms of insurance including, but not limited to, general liability, automobile liability, and comprehensive/collision, hazard, cyber liability, and theft insurance on property and contents.

OTHER INFORMATION: Independent Audit - State statutes require an annual audit by independent certified public accountants or registered municipal accountants. The accounting firm of Lerch, Vinci, & Higgins, LLP, was selected by the Board of Education. In addition to meeting the requirements set forth in state statutes, the audit also was designed to meet the requirements of the Single Audit Act Amendments of 1996 and the related U.S. Uniform Guidance and State Treasury Circular Letter 15-08 OMB. The auditor's report on the basic financial statements is included in the financial section of this report. The auditor's reports relate specifically to the single audit are included in the single audit section of this report.

ACKNOWLEDGMENTS:

We would like to express our appreciation to the members of the River Vale School Board for their concern in providing fiscal accountability to the citizens and taxpayers of the school district and thereby contributing their full support to the development and maintenance of our financial operation. The preparation of this report could not have been accomplished without the efficient and dedicated services of our financial and accounting staff.

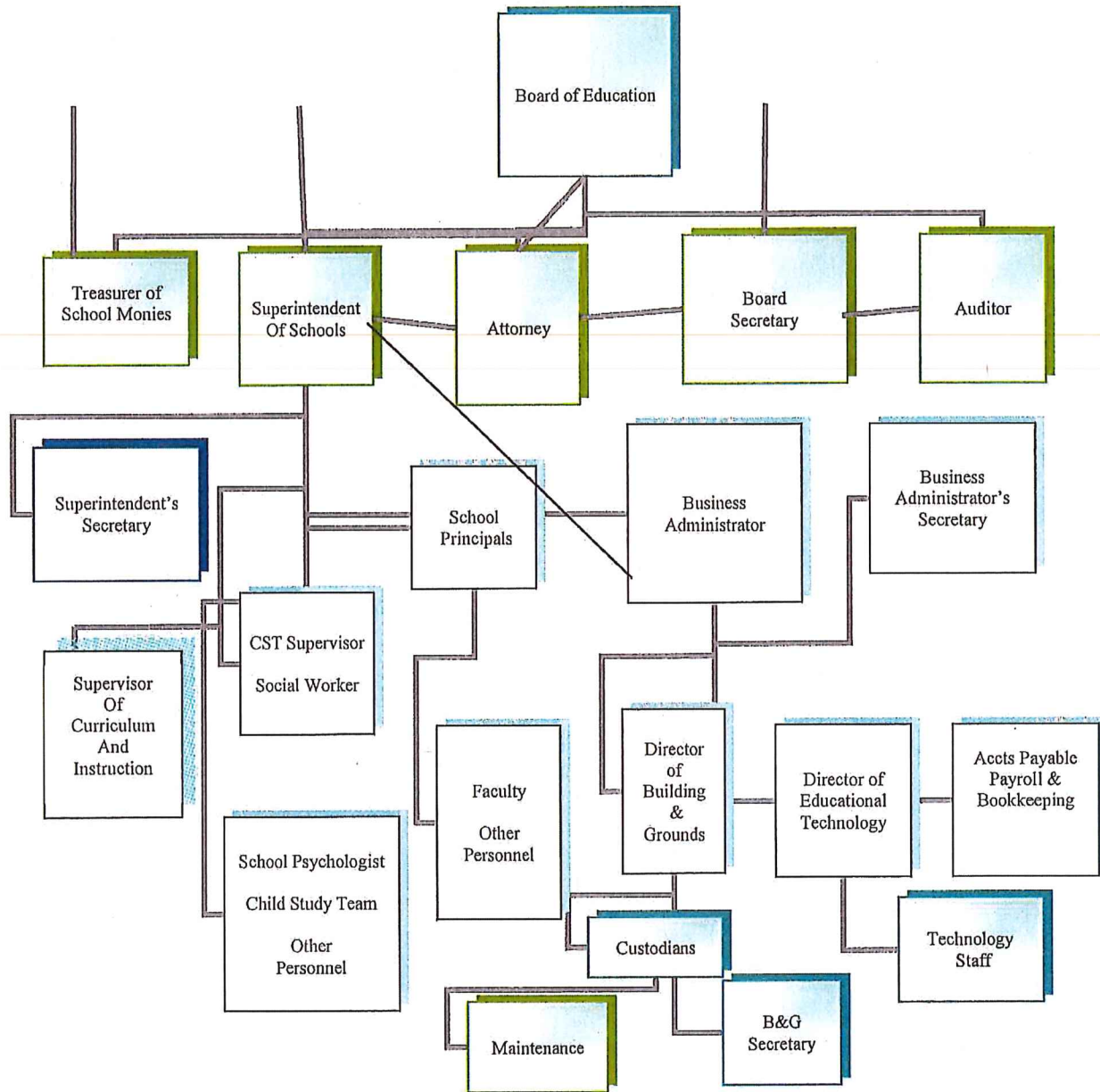
Respectfully submitted,



Kelly Ippolito
School Business Administrator/Board Secretary

RIVER VALE BOARD OF EDUCATION

ORGANIZATION CHART



**RIVER VALE BOARD OF EDUCATION
RIVER VALE, NEW JERSEY**

ROSTER OF OFFICIALS
JUNE 30, 2021

<u>Members of the Board of Education</u>	<u>Term Expires</u>
Lorraine Waldes, President	2021
Steven Rosini, Vice President	2023
Patrice Pintarelli	2023
John Puccio	2021
Deborah Rothenberg	2022
Jason Schlereth	2023
Virginia Senande	2022

Other Officials

Dr. Frank Alvarez, Interim Superintendent of Schools

Kelly Ippolito, School Business Administrator/Board Secretary

Gennaro Rotella, Treasurer of School Monies

**RIVER VALE BOARD OF EDUCATION
RIVER VALE, NEW JERSEY**

Consultants and Advisors

As of June 30, 2021

Architect

LAN Associates
445 Godwin Avenue, Suite 1
Midland Park, NJ 07432

Audit Firm

Lerch, Vinci & Higgins, LLP
17-17 Route 208
Fair Lawn, New Jersey 07410

Attorney

Fogarty & Hara
16-00 Route 208
Fair Lawn, New Jersey 07410

Official Depository

Capital One Bank
553 Broadway Ave.
Westwood, NJ 07675

Risk Manager

Burton Agency
P.O. Box 270
Westwood, New Jersey 07675

FINANCIAL SECTION



LERCH, VINCI & HIGGINS, LLP

CERTIFIED PUBLIC ACCOUNTANTS
REGISTERED MUNICIPAL ACCOUNTANTS

DIETER P. LERCH, CPA, RMA, PSA
GARY J. VINCI, CPA, RMA, PSA
GARY W. HIGGINS, CPA, RMA, PSA
JEFFREY C. BLISS, CPA, RMA, PSA
PAUL J. LERCH, CPA, RMA, PSA
JULIUS B. CONSONI, CPA, PSA
ANDREW D. PARENTE, CPA, RMA, PSA

ELIZABETH A. SHICK, CPA, RMA, PSA
ROBERT W. HAAG, CPA, RMA, PSA
RALPH M. PICONE, III, CPA, RMA, PSA
DEBRA GOLLE, CPA
MARK SACO, CPA
ROBERT LERCH, CPA
CHRISTOPHER M. VINCI, CPA, PSA
CHRISTINA CUIFFO, CPA

INDEPENDENT AUDITOR'S REPORT

Honorable President and Members
of the Board of Education
River Vale Board of Education
River Vale, New Jersey

Report on the Financial Statements

We have audited the accompanying financial statements of the governmental activities, the business-type activities, each major fund, and the aggregate remaining fund information of the River Vale Board of Education, as of and for the fiscal year ended June 30, 2021 and the related notes to the financial statements, which collectively comprise the Board of Education's basic financial statements as listed in the table of contents.

Management's Responsibility for the Financial Statements

Management is responsible for the preparation and fair presentation of these financial statements in accordance with accounting principles generally accepted in the United States of America; this includes the design, implementation, and maintenance of internal control relevant to the preparation and fair presentation of financial statements that are free from material misstatement, whether due to fraud or error.

Auditor's Responsibility

Our responsibility is to express opinions on these financial statements based on our audit. We conducted our audit in accordance with auditing standards generally accepted in the United States of America, the standards applicable to financial audits contained in the Government Auditing Standards, issued by the Comptroller General of the United States and audit requirements as prescribed by the Office of School Finance, Department of Education, State of New Jersey. Those standards require that we plan and perform the audit to obtain reasonable assurance about whether the financial statements are free from material misstatement.

An audit involves performing procedures to obtain audit evidence about the amounts and disclosures in the financial statements. The procedures selected depend on the auditor's judgment, including the assessment of the risks of material misstatement of the financial statements, whether due to fraud or error. In making those risk assessments, the auditor considers internal control relevant to the entity's preparation and fair presentation of the financial statements in order to design audit procedures that are appropriate in the circumstances, but not for the purpose of expressing an opinion on the effectiveness of the entity's internal control. Accordingly, we express no such opinion. An audit also includes evaluating the appropriateness of accounting policies used and the reasonableness of significant accounting estimates made by management, as well as evaluating the overall presentation of the financial statements.

We believe that the audit evidence we have obtained is sufficient and appropriate to provide a basis for our audit opinions.

Opinions

In our opinion, the financial statements referred to above present fairly, in all material respects, the respective financial position of the governmental activities, the business-type activities, each major fund, and the aggregate remaining fund information of the River Vale Board of Education as of June 30, 2021, and the respective changes in financial position and, where applicable, cash flows thereof for the fiscal year then ended in accordance with accounting principles generally accepted in the United States of America.

Emphasis of Matter

Adoption of New Accounting Pronouncement

As discussed in Note 1 to the financial statements, in the fiscal year ended June 30, 2021, the River Vale Board of Education adopted new accounting guidance, Governmental Accounting Standards Board Statement No. 84, Fiduciary Activities which provided guidance on identifying fiduciary activities and how they should be reported. The adoption of this standard resulted in a change to how previously reported fiduciary fund activities are currently reported in the financial statements. Our opinion is not modified with respect to this matter.

Other Matters

Required Supplementary Information

Accounting principles generally accepted in the United States of America require that the management's discussion and analysis, budgetary comparison information, pension information and other postemployment benefits information be presented to supplement the basic financial statements. Such information, although not a part of the basic financial statements, is required by the Governmental Accounting Standards Board who considers it to be an essential part of financial reporting for placing the basic financial statements in an appropriate operational, economic, or historical context. We have applied certain limited procedures to the required supplementary information in accordance with auditing standards generally accepted in the United States of America, which consisted of inquiries of management about the methods of preparing the information and comparing the information for consistency with management's responses to our inquiries, the basic financial statements, and other knowledge we obtained during our audit of the basic financial statements. We do not express an opinion or provide any assurance on the information because the limited procedures do not provide us with sufficient evidence to express an opinion or provide any assurance.

Other Information


Our audit was conducted for the purpose of forming opinions on the financial statements that collectively comprise the River Vale Board of Education's basic financial statements. The introductory section, combining and individual nonmajor fund financial statements, financial schedules, statistical section, schedule of expenditures of federal awards and schedule of expenditures of state financial assistance as required by New Jersey OMB Circular 15-08, Single Audit Policy for Recipients of Federal Grants, State Grants and State Aid, are presented for purposes of additional analysis and are not a required part of the basic financial statements of the River Vale Board of Education.

The combining and individual nonmajor fund financial statements, schedule of expenditures of federal awards and schedule of expenditures of state financial assistance are the responsibility of management and were derived from and relate directly to the underlying accounting and other records used to prepare the basic financial statements. Such information has been subjected to the auditing procedures applied in the audit of the basic financial statements and certain additional procedures, including comparing and reconciling such information directly to the underlying accounting and other records used to prepare the basic financial statements or to the basic financial statements themselves, and other additional procedures in accordance with auditing standards generally accepted in the United States of America. In our opinion, the combining and individual nonmajor fund financial statements, schedules of expenditures of federal awards and state financial assistance are fairly stated in all material respects in relation to the basic financial statements as a whole.


The introductory section, financial schedules and statistical section have not been subjected to the auditing procedures applied in the audit of the basic financial statements and, accordingly, we do not express an opinion or provide any assurance on them.

Other Reporting Required by *Government Auditing Standards*

In accordance with Government Auditing Standards, we have also issued our report dated March 4, 2022 on our consideration of the River Vale Board of Education's internal control over financial reporting and on our tests of its compliance with certain provisions of laws, regulations, contracts, and grant agreements and other matters. The purpose of that report is solely to describe the scope of our testing of internal control over financial reporting and compliance and the results of that testing, and not to provide an opinion on the effectiveness of the River Vale Board of Education's internal control over financial reporting or on compliance. That report is an integral part of an audit performed in accordance with Government Auditing Standards in considering the River Vale Board of Education's internal control over financial reporting and compliance.



LERCH, VINCI & HIGGINS, LLP
Certified Public Accountants
Public School Accountants



Paul J. Lerch
Public School Accountant
PSA Number CS01118

Fair Lawn, New Jersey
March 4, 2022

REQUIRED SUPPLEMENTARY INFORMATION – PART I

MANAGEMENT'S DISCUSSION AND ANALYSIS

**RIVER VALE BOARD OF EDUCATION
RIVER VALE, NEW JERSEY**

**Management's Discussion and Analysis
For the Fiscal Year Ended June 30, 2021**

This discussion and analysis of the River Vale Board of Education's financial performance provides an overview of its financial activities for the fiscal year ended June 30, 2021. The intent of this is to look at the District's financial performance as a whole; readers should also review the basic financial statements and the notes to enhance their understanding of the District's financial performance.

Financial Highlights

Key financial highlights for 2021 are as follows:

- District-Wide - Overall revenues were \$32,247,475. General revenues accounted for \$23,543,596, or 73 percent, of all revenues. Program specific revenues in the form of charges for services and grants and contributions accounted for \$8,703,879 or 27 percent of the total revenues.
- District-Wide - The School District had \$30,677,624 in expenses; only \$8,703,879 of these expenses were offset by program specific charges for services, grants or contributions. General revenues (primarily taxes) of \$23,543,596 were adequate to provide for these programs.
- Fund Financials - As of the close of the current fiscal year, the River Vale Board of Education's governmental funds reported combined ending fund balances of \$9,958,685, an increase of \$440,255 in comparison with the prior year's restated fund balance.
- Fund Financials - At the end of June 30, 2021, unassigned fund balance (budgetary basis) for the General Fund was \$1,239,943, an increase of \$622,567 from the balance of \$617,376 from June 30, 2020.

RIVER VALE BOARD OF EDUCATION

Management's Discussion and Analysis (continued) For the Fiscal Year Ended June 30, 2021

OVERVIEW OF THE FINANCIAL STATEMENTS

The financial section of the annual report consists of four parts – Independent Auditor's Report, required supplementary information which includes the management's discussion and analysis (this section), the basic financial statements and supplementary information. The basic financial statements include two kinds of statements that present different views of the District:

- The first two statements are district-wide financial statements that provide both short-term and long-term information about the River Vale Board of Education's overall financial status.
- The remaining statements are fund financial statements that focus on individual parts of the River Vale Board of Education, reporting the River Vale Board of Education's operation in more detail than the district-wide statements.
 - The governmental fund statements tell how basic services such as regular and special education were financed in short term as well as what remains for future spending.
 - Proprietary fund statements offer short and long-term financial information about the activities the River Vale Board of Education operates like a business.
 - Fiduciary funds statements provide information about the financial relationships in which the District acts solely as a trustee or agent for the benefit of others to whom the resources belong.

Figure A-1 summarizes the major features of the River Vale Board of Education's financial statements, including the portion of the River Vale Board of Education's activities they cover and the types of information they contain. The remainder of this overview section of management's discussion and analysis highlights the structure and contents of each of the statements.

RIVER VALE BOARD OF EDUCATION

Management’s Discussion and Analysis (continued) For the Fiscal Year Ended June 30, 2021

Figure A-1 Major Features of the District-Wide and Fund Financial Statements

	District-Wide Statements	Governmental Funds	Proprietary Funds
Scope	Entire district (except fiduciary funds)	The activities of the district that are not proprietary or fiduciary, such as regular and special education and building maintenance	Instances in which the District administers resources on behalf of parties outside of the government.
Required financial statements	Statements of Net Position Statement of Activities	Balance Sheet Statement of Revenues, Expenditures and Changes in Fund Balances	Statement of Net Position Statement of Revenues, Expenses, and Changes in Fund Net Position Statement of Cash Flows
Accounting Basis and Measurement focus	Accrual accounting and economic resources focus	Modified accrual accounting and current financial focus	Accrual accounting and economic resources focus
Type of asset/liability and deferred inflows/outflows information	All assets, deferred outflows, liabilities and deferred inflows, both financial and capital, short-term and long-term	Generally assets expected to be used up and liabilities that come due during the year or soon thereafter; no capital assets or long-term liabilities included	All assets and liabilities, both financial and capital, short-term and long-term
Type of inflow/outflow information	All revenues and expenses during year, regardless of when cash is received or paid	Revenues for which cash is received during or soon after the end of the year; expenditures when goods or services have been received and the related liability is due and payable.	All revenues and expenses during the year, regardless of when cash is received or paid.

District-wide Statements

District-wide. The District-wide financial statements are designed to provide readers with a broad overview of the River Vale Board of Education’s finances, in a manner similar to a private-sector business.

The statement of net position presents information on all of the River Vale Board of Education’s assets, deferred outflows of resources, liabilities, and deferred inflows of resources with the difference reported as net position. Over time, increases or decreases in net position may serve as a useful indicator of whether the financial position of the District is improving or deteriorating. However, when assessing the overall health of the District, you need to consider additional non-financial factors, such as changes in the District’s property tax base and the condition of the school buildings and other facilities.

The statement of activities presents information showing how the government’s net position changed during the most recent fiscal year. All changes in net position are reported as soon as the underlying event giving rise to the change occurs, regardless of the timing of related cash flows.

RIVER VALE BOARD OF EDUCATION

Management's Discussion and Analysis (continued) For the Fiscal Year Ended June 30, 2021

District-wide Statements (Continued)

In the district-wide financial statements the District's activities are shown in two categories:

- *Governmental activities*- Most of the District's basic services are included here, such as regular and special education, transportation, maintenance and administration services. Property taxes and state aids finance most of these activities.
- *Business-type activities*- The District charges fees to customers to help it cover the costs of the District's Food Service Fund and Park Academy Fund.

Fund Financial Statements

The fund financial statements provide more detailed information about the District's funds – focusing on its most significant or “major” funds – not the district as a whole. Funds are accounting devices the District uses to keep track of specific sources of funding and spending on particular programs:

- Some funds are required by State law and by bond covenants.
- The District uses other funds, established in accordance with the State of New Jersey Uniform Chart of Accounts, to control and manage money for particular purposes (e.g., repaying its long-term debts) or to show that it is properly using certain revenues (e.g., federal funds).

The District has two kinds of funds:

Governmental funds. The District's basic services are included in the governmental funds, which generally focus on near-term inflows and outflows of spendable resources and the balances of spendable resources at year-end. Consequently, the governmental fund statements provide a detailed short-term view that helps to determine whether there are more or fewer financial resources that can be spent in the near future to finance the District's programs. Because this information does not encompass the additional long-term focus of the district-wide statements, we provide a reconciliation at the bottom of the governmental fund balance sheet and the governmental fund statement of revenues, expenditures and changes in fund balances to facilitate this comparison between governmental funds and governmental activities.

The District adopts an annual appropriated budget for the General Fund, Special Revenue Fund and Debt Service Fund. A budgetary comparison statement has been provided for the General Fund, Special Revenue Fund and Debt Service Fund.

RIVER VALE BOARD OF EDUCATION

Management's Discussion and Analysis (continued) For the Fiscal Year Ended June 30, 2021

Fund Financial Statements (Continued)

Proprietary Funds. The District maintains one type of Proprietary Fund, Enterprise Funds, which is used to report the activity of the Food Service Fund and Park Academy Fund. Proprietary Funds provide the same type of information as the district-wide financial statements and is presented as business-type activities in the district-wide financial statements.

Notes to the Financial Statements. The notes provide additional information that is essential to a full understanding of the data provided in the District-wide and fund financial statements.

DISTRICT-WIDE FINANCIAL ANALYSIS OF THE RIVER VALE BOARD OF EDUCATION AS A WHOLE

The District's financial position is the product of several financial transactions including the net results of activities, the acquisition and payment of debt, the acquisition and disposal of capital assets, and the depreciation of capital assets.

Table A-1 provides a summary of the school district's net position for fiscal years 2021 and 2020. Net position for 2021 and 2020 were \$22,429,672 and \$20,859,821 as restated, respectively.

By far the largest portion of the District's net position reflects its investment in capital assets (e.g., land, buildings, machinery, and equipment), less any related debt used to acquire those assets that are still outstanding. The District uses these capital assets to provide regular and special education, transportation, maintenance and administration services. Although the District's investment in its capital assets is reported net of related debt, it should be noted that the resources needed to repay this debt must be provided from other sources, since the capital assets themselves cannot be used to liquidate these liabilities.

RIVER VALE BOARD OF EDUCATION

Management's Discussion and Analysis (continued)

For the Fiscal Year Ended June 30, 2021

DISTRICT-WIDE FINANCIAL ANALYSIS OF THE RIVER VALE BOARD OF EDUCATION AS A WHOLE (Continued)

Table A-1
Statement of Net Position
As of June 30, 2021 and 2020

	<u>Governmental</u> <u>Activities</u>		<u>Business-Type</u> <u>Activities</u>		<u>Total</u>	
	<u>2021</u>	<u>2020</u> (Restated)	<u>2021</u>	<u>2020</u>	<u>2021</u>	<u>2020</u> (Restated)
Assets						
Current and Other Assets	\$ 10,335,190	\$ 9,790,833	\$ 4,099	\$ 4,088	\$ 10,339,289	\$ 9,794,921
Capital Assets	19,245,200	19,342,335	-	-	19,245,200	19,342,335
Total Assets	<u>29,580,390</u>	<u>29,133,168</u>	<u>4,099</u>	<u>4,088</u>	<u>29,584,489</u>	<u>29,137,256</u>
Total Deferred Outflows of Resources	<u>407,856</u>	<u>657,052</u>	<u>-</u>	<u>-</u>	<u>407,856</u>	<u>657,052</u>
Total Assets and Deferred Outflows of Resources	<u>29,988,246</u>	<u>29,790,220</u>	<u>4,099</u>	<u>4,088</u>	<u>29,992,345</u>	<u>29,794,308</u>
Liabilities						
Other Liabilities	381,065	289,516			381,065	289,516
Long-Term Liabilities	5,032,999	6,648,742	-	-	5,032,999	6,648,742
Total Liabilities	<u>5,414,064</u>	<u>6,938,258</u>	<u>-</u>	<u>-</u>	<u>5,414,064</u>	<u>6,938,258</u>
Total Deferred Inflows of Resources	<u>2,148,609</u>	<u>1,996,229</u>	<u>-</u>	<u>-</u>	<u>2,148,609</u>	<u>1,996,229</u>
Total Liabilities and Deferred Inflows of Resources	<u>7,562,673</u>	<u>8,934,487</u>	<u>-</u>	<u>-</u>	<u>7,562,673</u>	<u>8,934,487</u>
Net Position:						
Net Invested in Capital Assets	18,918,368	18,233,200			18,918,368	18,233,200
Restricted	8,739,902	7,037,414			8,739,902	7,037,414
Unrestricted	<u>(5,232,697)</u>	<u>(4,414,881)</u>	<u>4,099</u>	<u>4,088</u>	<u>(5,228,598)</u>	<u>(4,410,793)</u>
Total Net Position	<u>\$ 22,425,573</u>	<u>\$ 20,855,733</u>	<u>\$ 4,099</u>	<u>\$ 4,088</u>	<u>\$ 22,429,672</u>	<u>\$ 20,859,821</u>

RIVER VALE BOARD OF EDUCATION

**Management's Discussion and Analysis (continued)
For the Fiscal Year Ended June 30, 2021**

**DISTRICT-WIDE FINANCIAL ANALYSIS OF THE RIVER VALE BOARD OF
EDUCATION AS A WHOLE (Continued)**

Governmental activities. Governmental activities increased the District's net position by \$1,569,840. Key elements of this increase are as follows:

**Table A-2
Changes in Net Position
For the Fiscal Years Ended June 30, 2021 and 2020**

	Governmental		Business-Type		Total	
	Activities		Activities			
	2021	2020	2021	2020	2021	2020
Revenues						
Program Revenues						
Charges for Services	\$ 60,873	\$ 29,359	\$ 25	\$ 12,725	\$ 60,898	\$ 42,084
Operating Grants and Contributions	8,583,355	6,221,755		4,355	8,583,355	6,226,110
Capital Grants and Contributions	59,626	121,721			59,626	121,721
General Revenues						
Property Taxes	23,409,896	23,029,689			23,409,896	23,029,689
Other	133,689	272,250	11	219	133,700	272,469
Total Revenues	<u>32,247,439</u>	<u>29,674,774</u>	<u>36</u>	<u>17,299</u>	<u>32,247,475</u>	<u>29,692,073</u>
Expenses						
Instruction						
Regular	14,410,133	13,398,018			14,410,133	13,398,018
Special Education	3,569,347	3,292,070			3,569,347	3,292,070
Other Instruction	978,042	801,974			978,042	801,974
School Sponsored Activities and Ath.	204,361	178,731			204,361	178,731
Support Services						
Student and Instruction Related Serv.	4,279,542	3,543,222			4,279,542	3,543,222
Attendance and Social Work	136,034	92,537			136,034	92,537
Educational Media/School Library	294,785	276,629			294,785	276,629
General Administrative Services	693,937	796,618			693,937	796,618
School Administrative Services	999,130	1,270,239			999,130	1,270,239
Plant Operations and Maintenance	3,367,557	2,373,660			3,367,557	2,373,660
Pupil Transportation	289,116	301,420			289,116	301,420
Central Services	1,441,212	1,210,459			1,441,212	1,210,459
Non Major			25	20,311	25	20,311
Interest on Long-Term Debt	14,403	54,290	-	-	14,403	54,290
Total Expenses	<u>30,677,599</u>	<u>27,589,867</u>	<u>25</u>	<u>20,311</u>	<u>30,677,624</u>	<u>27,610,178</u>
Change in Net Position	1,569,840	2,084,907	11	(3,012)	1,569,851	2,081,895
Net Position, Beginning of Year	20,855,733	17,910,300	4,088	7,100	20,859,821	17,917,400
Prior Period Adjustment	-	860,526	-	-	-	860,526
Net Position, End of Year	<u>\$ 22,425,573</u>	<u>\$ 20,855,733</u>	<u>\$ 4,099</u>	<u>\$ 4,088</u>	<u>\$ 22,429,672</u>	<u>\$ 20,859,821</u>

RIVER VALE BOARD OF EDUCATION

Management’s Discussion and Analysis (continued)

For the Fiscal Year Ended June 30, 2021

DISTRICT-WIDE FINANCIAL ANALYSIS OF THE RIVER VALE BOARD OF EDUCATION AS A WHOLE (Continued)

Governmental activities. The District’s total governmental revenues were \$32,247,439. The general share of the revenues, that included property taxes, interest, unrestricted state aid and miscellaneous revenue, amounted to \$23,543,585, or 73% of total revenues. Funding from restricted state and federal sources amounted to \$8,642,981, or 27%. Charges for services amounted to \$60,873, or less than 1%.

The District’s total governmental expenses were \$30,677,599 and are predominantly related to instruction and support services. Instruction totaled \$19,161,883 (62%), student and other support services totaled \$11,501,313 (38%) and interest on long-term debt total \$14,403 (less than 1%) of total expenses. (See Table A-3.)

Table A-2 Revenues by Source- Governmental Activities
For Fiscal Year 2021

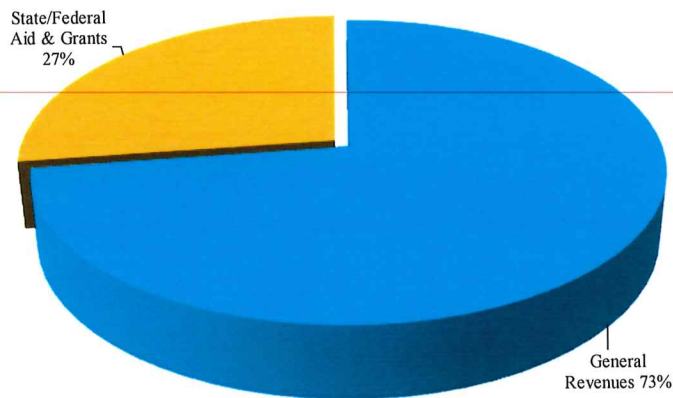
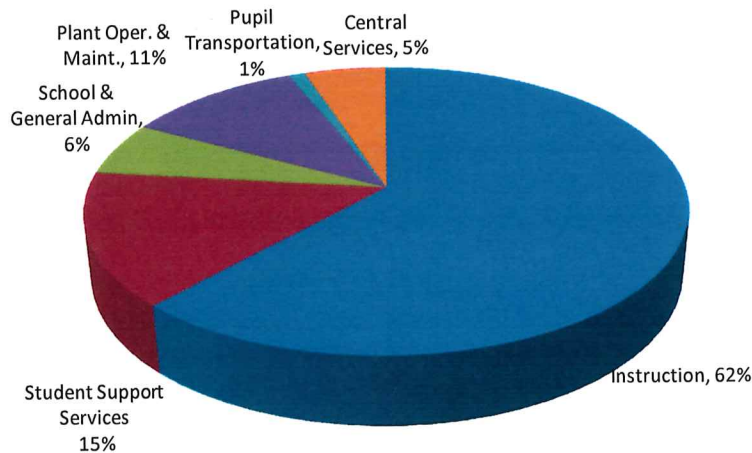


Table A-2 Expenses by Type- Governmental Activities
For Fiscal Year 2021



RIVER VALE BOARD OF EDUCATION

**Management's Discussion and Analysis (continued)
For the Fiscal Year Ended June 30, 2021**

**DISTRICT-WIDE FINANCIAL ANALYSIS OF THE RIVER VALE BOARD OF
EDUCATION AS A WHOLE (Continued)**

**Table A-4
Total and Net Cost of Governmental Activities
For the Fiscal Years Ended June 30, 2021 and 2020**

<u>Functions/Programs</u>	<u>Cost of Services</u>		<u>Net Cost of Services</u>	
	<u>2021</u>	<u>2020</u>	<u>2021</u>	<u>2020</u>
Governmental Activities				
Instruction				
Regular	\$ 14,410,133	\$ 13,398,018	\$ 9,585,922	\$ 10,006,700
Special Education	3,569,347	3,292,070	1,807,016	1,714,484
Other Instruction	978,042	801,974	609,601	581,122
School Sponsored Activities and Athletics	204,361	178,731	136,101	178,411
Support Services				
Student and Instruction Related Svcs.	4,279,542	3,543,222	3,412,685	3,029,864
Attendance and Social Work	136,034	92,537	124,604	92,389
Educational Media/School Library	294,785	276,629	268,567	276,113
General Administrative Services	693,937	796,618	917,212	1,015,320
School Administrative Services	999,130	1,270,239	660,988	682,567
Plant Operations and Maintenance	3,367,557	2,373,660	3,036,173	2,284,393
Pupil Transportation	289,116	301,420	151,162	175,131
Central Services	1,441,212	1,210,459	1,249,311	1,126,248
Interest on Long-Term Debt	14,403	54,290	14,403	54,290
	<u>30,677,599</u>	<u>27,589,867</u>	<u>21,973,745</u>	<u>21,217,032</u>
Total Governmental Activities	<u>\$ 30,677,599</u>	<u>\$ 27,589,867</u>	<u>\$ 21,973,745</u>	<u>\$ 21,217,032</u>

Business-Type Activities

The cost of Business-Type Activities for the fiscal year ended June 30, 2021 was \$25. These costs were funded by operating grants and charges for services (Detailed on Table A-2). The operations resulted in an increase in net position of \$11. The increase in the net position is attributable to food service revenues exceeding expenses.

RIVER VALE BOARD OF EDUCATION

**Management's Discussion and Analysis (continued)
For the Fiscal Year Ended June 30, 2021**

FINANCIAL ANALYSIS OF THE DISTRICT'S FUNDS

Governmental Funds. The focus of the District's governmental funds is to provide information on near-term inflows, outflows and balances of spendable resources. Such information is useful in assessing the District's financing requirements. In particular, unassigned fund balance may serve as a useful measure of a government's net resources available for spending at the end of the fiscal year.

As the District completed the year, its governmental funds reported a combined fund balance of \$9,958,685. At June 30, 2020 the fund balance was restated as \$9,518,430.

The District's Funds

All governmental funds (i.e., general fund, special revenue fund, capital projects fund and debt service fund presented in the fund-based statements) are accounted for using the modified accrual basis of accounting. Total revenues amounted to \$29,377,704 and expenditures were \$28,937,449.

As demonstrated by the various statements and schedules included in the financial section of this report, the District continues to meet its responsibility for sound fiscal management. The following schedule presents a summary of the governmental fund revenues for the fiscal year ended June 30, 2021 and 2020.

	Fiscal Year Ended <u>June 30, 2021</u>	Fiscal Year Ended <u>June 30, 2020</u>	Amount of Increase <u>(Decrease)</u>	Percent Change
Local Sources	\$ 23,604,458	\$ 23,339,568	\$ 264,890	1.13%
State Sources	5,425,262	4,530,565	894,697	19.75%
Federal Sources	<u>347,984</u>	<u>322,915</u>	<u>25,069</u>	7.76%
 Total Revenues	 <u>\$ 29,377,704</u>	 <u>\$ 28,193,048</u>	 <u>\$ 1,184,656</u>	 4.20%

The following schedule represents a summary of general fund, special revenue fund, capital projects fund, and debt service fund expenditures for the fiscal year ended June 30, 2021 and 2020.

	Fiscal Year Ended <u>June 30, 2021</u>	Fiscal Year Ended <u>June 30, 2020</u>	Amount of Increase <u>(Decrease)</u>	Percent Change
Instruction	\$ 17,090,331	\$ 15,725,570	\$ 1,364,761	8.68%
Support Services	10,129,307	9,605,818	523,489	5.45%
Capital Outlay	793,147	675,051	118,096	17.49%
Debt Service				
Principal	897,708	899,544	(1,836)	-0.20%
Interest	<u>26,956</u>	<u>63,582</u>	<u>(36,626)</u>	-57.60%
 Total Expenditures	 <u>\$ 28,937,449</u>	 <u>\$ 26,969,565</u>	 <u>\$ 1,967,884</u>	 7.30%

RIVER VALE BOARD OF EDUCATION

Management's Discussion and Analysis (continued) For the Fiscal Year Ended June 30, 2021

Budgetary Highlights

The District's budget is prepared according to New Jersey law and is based on the budgetary basis of accounting on the basis of cash receipts, disbursement and encumbrances. The primary funds are the General Fund and Special Revenue Fund (grants and restricted aid).

Over the course of the year, the District revised the annual operating budget several times. Revisions in the budget were made to recognize revenues that were not anticipated and to prevent overexpenditures in specific line item accounts. Several of these revisions bear notation.

- Several unanticipated events resulted in significant additional revenue during this budget year:

* The District applied for and received \$298,645 in extraordinary aid.

- Salary accounts were adjusted to reflect: changes in staff assignments; retirements, resignations and the resulting new hires; program adjustments necessitated by student population changes.
- An unanticipated increase in federal IDEA (Individuals with Disabilities Education Act) funding allowed the District to offset some out of district special education tuition costs. This allowed budgeted general fund tuition costs to be transferred to other special education related accounts.
- Tuition for special education students is budgeted based on the existing and known incoming students at the time the budget is submitted. Students move into and out of the District during the summer as well as the school year, which necessitates transferring funds to the appropriate account to pay these special education costs.
- Effective September 1, 2002, the district opened a behavioral disabilities class which services both in-district resident students, as well as out-of-district placements from surrounding school districts. The District's initiative in opening the aforementioned special education program has enabled the district to significantly reduce both special education tuition costs as well as associated special education transportation costs.
- Effective September 1, 2004, the district opened an integrated pre-school class which services both general education and special education students ages 3 and 4. The District's initiative in opening the aforementioned special education program has enabled the district to significantly reduce both special education tuition costs as well as associated special education transportation costs.
- Special education costs increased significantly for occupational and physical therapy and Applied Behavioral Analysis.
- Property, liability, and medical insurances were renewed at higher rates. While adequately budgeted for, it should be noted that this represents a national trend in all major areas of the insurance industry.
- TPAF, which is the state's contribution to the pension fund and social security is neither a revenue item nor an expenditure item to the district but is required to be reflected in the financial statements.

RIVER VALE BOARD OF EDUCATION

**Management's Discussion and Analysis (continued)
For the Fiscal Year Ended June 30, 2021**

Capital Assets. The River Vale Board of Education's investment in capital assets for its governmental and business type activities as of June 30, 2021 amounts to \$19,245,200 (net of accumulated depreciation). This investment in capital assets includes land, construction in progress, land improvements, buildings and building improvements, and machinery and equipment.

The major capital asset event during the current fiscal year was the completion of the parking lot resurfacing at the Woodside Elementary School.

**Table A-4
Capital Assets
(net of depreciation) at June 30, 2021 and 2020**

	Governmental Activities		Business-Type Activities		Total	
	<u>2021</u>	<u>2020</u>	<u>2021</u>	<u>2020</u>	<u>2021</u>	<u>2020</u>
Land	\$ 31,805	\$ 31,805			\$ 31,805	\$ 31,805
Construction in Progress	122,065	-			122,065	-
Land Improvements	1,127,339	720,039			1,127,339	720,039
Buildings and Building Improvements	28,272,963	28,266,046			28,272,963	28,266,046
Machinery, Equipment and Vehicles	<u>2,866,939</u>	<u>2,610,074</u>	\$ 15,528	\$ 15,528	<u>2,882,467</u>	<u>2,625,602</u>
Total	32,421,111	31,627,964	15,528	15,528	32,436,639	31,643,492
Less: Accumulated Depreciation	<u>13,175,911</u>	<u>12,285,629</u>	<u>15,528</u>	<u>15,528</u>	<u>13,191,439</u>	<u>12,301,157</u>
Total	<u>\$ 19,245,200</u>	<u>\$ 19,342,335</u>	<u>\$ -</u>	<u>\$ -</u>	<u>\$ 19,245,200</u>	<u>\$ 19,342,335</u>

Additional information on River Vale Board of Education's capital assets can be found in the Notes of this report.

Debt Administration. As of June 30, 2021 the school district had long-term debt and outstanding long-term liabilities in the amount of \$5,032,999 as stated in Table A-5.

**Table A-5
Outstanding Long-Term Liabilities**

	<u>2021</u>	<u>2020</u>
Serial Bonds (including Premium)		\$ 790,000
Capital Leases/Lease Purchase Agreement	\$ 211,427	319,135
Compensated Absences Payable	785,964	807,462
Net Pension Liability	<u>4,035,608</u>	<u>4,732,145</u>
Total	<u>\$ 5,032,999</u>	<u>\$ 6,648,742</u>

RIVER VALE BOARD OF EDUCATION

Management's Discussion and Analysis (continued) For the Fiscal Year Ended June 30, 2021

Debt Administration (Continued)

The District's final payment of principal for its general obligation serial bonds in the amount of \$790,000 became due during 2020-2021. These bonds were used to finance the facilities acquisitions and construction services at Holdrum, Woodside and Roberge Schools. The capital leases are comprised of technology improvements, copiers and boiler upgrades. The compensated absences represent the District's liability for unused accrued sick leave and unused vacation. The net pension liability represents the District's proportionate share of the unfunded pension liability of the State of New Jersey's Public Employees Retirement System Pension Fund.

Moody's Investors Service has assigned an Aa2 enhanced rating to the River Vale Board of Education's \$12.8 million General Obligation School Bonds. These bonds are secured by New Jersey's Chapter 72 program. The Aa2 rating on this issue reflects: Chapter 72's highly liquid reserve that by statute is perpetually sized at 1.5% of New Jersey school district related indebtedness; significant ability to regenerate the fund in the case of a draw; and, Moody's anticipation that program mechanics will govern timely bond repayment in the case of a defaulting issuer. Additional information on this program follows:

Chapter 72 Is A Constitutionally Created Fund Located In The State's Fund For Support Of Free Public Schools

The Chapter 72 reserves, authorized in 1980 (NJ 18A:56-19), to make scheduled debt service payments for a defaulting issuer are carved from the State of New Jersey's larger constitutionally created Fund for Support of Free Public Schools. Chapter 72 assets currently valued at \$62 million are recalculated annually, to comply with the statutory requirement that the reserve equal exactly 1.5% of the \$4.1 billion of outstanding school related debt. Currently, Chapter 72 assets comprise 41% of the Fund.

Additional information on River Vale Board of Education's long-term debt can be found in Note 3 of this report.

FOR THE FUTURE

Currently, the District is in superior financial condition. Everyone associated with the River Vale School District is grateful for the community support of the schools. A major concern is the financial support required to maintain appropriate class sizes and services. This, in an environment of flat state aid support, means an ever-increasing reliance on local property taxes.

In conclusion, the River Vale School District has committed itself to financial and educational excellence. Its system for financial planning, budgeting, and internal financial controls is audited annually and it plans to continue to manage its finances in order to meet the many challenges ahead.

CONTACTING THE DISTRICT'S FINANCIAL MANAGEMENT

If you have questions about this report or need additional information, contact the School Business Administrator at the River Vale Board of Education, 609 Westwood Ave., River Vale, NJ 07675.

BASIC FINANCIAL STATEMENTS

RIVER VALE BOARD OF EDUCATION
STATEMENT OF NET POSITION
AS OF JUNE 30, 2021

	<u>Governmental Activities</u>	<u>Business-Type Activities</u>	<u>Total</u>
ASSETS			
Cash and Cash Equivalents	\$ 10,261,230	\$ 4,099	\$ 10,265,329
Receivables, net			
Receivables from Other Governments	73,960		73,960
Capital Assets, Not Being Depreciated	153,870		153,870
Capital Assets, Being Depreciated, Net	<u>19,091,330</u>	<u>-</u>	<u>19,091,330</u>
Total Assets	<u>29,580,390</u>	<u>4,099</u>	<u>29,584,489</u>
DEFERRED OUTFLOWS OF RESOURCES			
Deferred Amounts on Net Pension Liability	<u>407,856</u>	<u>-</u>	<u>407,856</u>
Total Deferred Outflows of Resources	<u>407,856</u>	<u>-</u>	<u>407,856</u>
Total Assets and Deferred Outflows of Resources	<u>29,988,246</u>	<u>4,099</u>	<u>29,992,345</u>
LIABILITIES			
Accounts Payable and Other Current Liabilities	359,676		359,676
Accrued Interest Payable	4,560		4,560
Unearned Revenue	1,200		1,200
Intergovernmental Payable	15,629		15,629
Noncurrent Liabilities			
Due Within One Year	144,826		144,826
Due Beyond One Year	<u>4,888,173</u>	<u>-</u>	<u>4,888,173</u>
Total Liabilities	<u>5,414,064</u>	<u>-</u>	<u>5,414,064</u>
DEFERRED INFLOWS OF RESOURCES			
Deferred Amounts on Net Pension Liability	<u>2,148,609</u>	<u>-</u>	<u>2,148,609</u>
Total Deferred Inflows of Resources	<u>2,148,609</u>	<u>-</u>	<u>2,148,609</u>
Total Liabilities and Deferred Inflows of Resources	<u>7,562,673</u>	<u>-</u>	<u>7,562,673</u>
NET POSITION			
Net Investment in Capital Assets	18,918,368		18,918,368
Restricted for			
Capital Projects	7,295,200		7,295,200
Maintenance	562,077		562,077
Other Purposes	882,625		882,625
Unrestricted	<u>(5,232,697)</u>	<u>4,099</u>	<u>(5,228,598)</u>
Total Net Position	<u>\$ 22,425,573</u>	<u>\$ 4,099</u>	<u>\$ 22,429,672</u>

The accompanying Notes to the Financial Statements are an integral part of this statement

RIVER VALE BOARD OF EDUCATION
STATEMENT OF ACTIVITIES
FOR THE FISCAL YEAR ENDED JUNE 30, 2021

Functions/Programs	Program Revenues			Net (Expense) Revenue and Changes in Net Position			
	Expenses	Charges for Services	Operating Grants and Contributions	Capital Grants and Contributions	Governmental Activities	Business-Type Activities	Total
Governmental Activities							
Instruction							
Regular	\$ 14,410,133	\$ 7,500	\$ 4,816,711		\$ (9,585,922)		\$ (9,585,922)
Special Education	3,569,347		1,762,331		(1,807,016)		(1,807,016)
Other Instruction	978,042		368,441		(609,601)		(609,601)
School Sponsored Activities and Athletics	204,361	53,373	14,887		(136,101)		(136,101)
Support Services							
Student and Instruction Related Services	4,279,542		866,857		(3,412,685)		(3,412,685)
Attendance and Social Work	136,034		11,430		(124,604)		(124,604)
Educational Media/School Library	294,785		26,218		(268,567)		(268,567)
School Administrative Services	999,130		81,918		(917,212)		(917,212)
General Administrative Services	693,937		32,949		(660,988)		(660,988)
Plant Operations and Maintenance	3,367,557		271,758	\$ 59,626	(3,036,173)		(3,036,173)
Pupil Transportation	289,116		137,954		(151,162)		(151,162)
Central Services	1,441,212		191,901		(1,249,311)		(1,249,311)
Interest on Long-Term Debt	14,403		-		(14,403)		(14,403)
Total Governmental Activities	30,677,599	60,873	8,583,355	59,626	(21,973,745)		(21,973,745)
Business-Type Activities							
Food Service	25	25			-	-	-
Non-Major	-	-			-	-	-
Total Business-Type Activities	25	25			-	-	-
Total Primary Government	\$ 30,677,624	\$ 60,898	\$ 8,583,355	\$ 59,626	(21,973,745)		(21,973,745)
General Revenues							
Taxes							
Property Taxes Levied for General Purposes					22,602,121		22,602,121
Property Taxes Levied for Debt Services					807,775		807,775
Interest on Deposits					27,716	11	27,727
Miscellaneous Income					105,973		105,973
Total General Revenues					23,543,585	11	23,543,596
Change in Net Position					1,569,840	11	1,569,851
Net Position, Beginning of Year, (Restated)					20,855,733	4,088	20,859,821
Net Position, End of Year					\$ 22,425,573	\$ 4,099	\$ 22,429,672

The accompanying Notes to the Financial Statements are an integral part of this statement

FUND FINANCIAL STATEMENTS

**RIVER VALE BOARD OF EDUCATION
GOVERNMENTAL FUNDS
BALANCE SHEET
AS OF JUNE 30, 2021**

	<u>General Fund</u>	<u>Special Revenue Fund</u>	<u>Capital Projects Fund</u>	<u>Debt Service Fund</u>	<u>Total Governmental Funds</u>
ASSETS					
Cash and Cash Equivalents	\$ 10,050,333	\$ 126,833	\$ 84,064		\$ 10,261,230
Due from Other Funds	196,152				196,152
Receivables from Other Governments	<u>71,226</u>	<u>2,734</u>	<u>-</u>	<u>-</u>	<u>73,960</u>
Total Assets	<u>\$ 10,317,711</u>	<u>\$ 129,567</u>	<u>\$ 84,064</u>	<u>\$ -</u>	<u>\$ 10,531,342</u>
LIABILITIES AND FUND BALANCES					
Liabilities					
Accounts Payable	\$ 233,822		\$ 205		\$ 234,027
Accrued Salaries and Wages Payable	93,649				93,649
Payroll Deductions and Withholdings Payable	14,817				14,817
Employee Flex Spending Deposits Payable	13,974				13,974
Unemployment Employee Contributions Payable	3,209				3,209
Due to Other Funds		2,734	193,418		196,152
Due to Other Governments	15,629				15,629
Unearned Revenue	<u>1,200</u>	<u>-</u>	<u>-</u>	<u>-</u>	<u>1,200</u>
Total Liabilities	<u>376,300</u>	<u>2,734</u>	<u>193,623</u>	<u>-</u>	<u>572,657</u>
Fund Balance					
Restricted:					
Excess Surplus - Designated for					
Subsequent Year's Expenditures (2021/22 Budget)	140,788				140,788
Capital Reserve	531,046				531,046
Capital Reserve - Designated for					
Subsequent Year's Expenditures (2021/22 Budget)	6,770,000				6,770,000
Maintenance Reserve	562,077				562,077
Emergency Reserve	250,000				250,000
Capital Projects			(109,559)		(109,559)
Unemployment Compensation	755,792				755,792
Student Activities Account		126,833			126,833
Assigned:					
Year-End Encumbrances	64,529				64,529
Unassigned Fund Balance	<u>867,179</u>	<u>-</u>	<u>-</u>	<u>-</u>	<u>867,179</u>
Total Fund Balances	<u>9,941,411</u>	<u>126,833</u>	<u>(109,559)</u>	<u>-</u>	<u>9,958,685</u>
Total Liabilities and Fund Balances	<u>\$ 10,317,711</u>	<u>\$ 129,567</u>	<u>\$ 84,064</u>	<u>\$ -</u>	<u>\$ 10,531,342</u>

**RIVER VALE BOARD OF EDUCATION
GOVERNMENTAL FUNDS
BALANCE SHEET
AS OF JUNE 30, 2021**

Total Fund Balances (Exhibit B-1) \$ 9,958,685

Amounts reported for governmental activities in the statement of net position (A-1) are different because:

Capital assets used in governmental activities are not financial resources and therefore are not reported in the funds. The cost of the assets is \$32,421,111 and the accumulated depreciation is \$13,175,911. 19,245,200

The District has financed capital assets through the issuance of serial bonds and long-term lease obligations. The interest accrual at year end is: (4,560)

Certain amounts resulting from the measurement of the net pension liability are reported as either deferred inflows of resources or deferred outflows of resources on the statement of net position and amortized over future years.

Deferred Outflows of Resources	\$ 407,856	
Deferred Inflows of Resources	<u>(2,148,609)</u>	(1,740,753)

Long-term liabilities, including bonds payable, and net pension liability are not due and payable in the current period and therefore are not reported as liabilities in the funds. Long-term liabilities at year end consist of:

Capital Leases Payable	211,427	
Compensated Absences	785,964	
Net Pension Liability	<u>4,035,608</u>	<u>(5,032,999)</u>

Net Position of Governmental Activities (Exhibit A-1) \$ 22,425,573

**RIVER VALE BOARD OF EDUCATION
GOVERNMENTAL FUNDS
STATEMENT OF REVENUES, EXPENDITURES, AND CHANGES IN FUND BALANCES
FOR THE FISCAL YEAR ENDED JUNE 30, 2021**

	<u>General Fund</u>	<u>Special Revenue Fund</u>	<u>Capital Projects Fund</u>	<u>Debt Service Fund</u>	<u>Total Governmental Funds</u>
REVENUES					
Local Sources					
Local Property Tax Levy	\$ 22,602,121			\$ 807,775	\$ 23,409,896
Tuition	7,500				7,500
Interest on Deposits	27,463		\$ 253		27,716
Miscellaneous	<u>105,973</u>	<u>\$ 53,373</u>	<u>-</u>	<u>-</u>	<u>159,346</u>
Total - Local Sources	22,743,057	53,373	253	807,775	23,604,458
State Sources	5,425,262				5,425,262
Federal Sources	<u>-</u>	<u>347,984</u>	<u>-</u>	<u>-</u>	<u>347,984</u>
Total Revenues	<u>28,168,319</u>	<u>401,357</u>	<u>253</u>	<u>807,775</u>	<u>29,377,704</u>
EXPENDITURES					
Current					
Regular Instruction	12,699,526				12,699,526
Special Education Instruction	3,072,063	247,685			3,319,748
Other Instruction	859,533	22,050			881,583
School-Sponsored Activities and Athletics	156,361	33,113			189,474
Support Services					
Student and Instruction Related Services	3,835,048	25,749			3,860,797
Attendance and Social Work	124,307				124,307
Educational Media/School Library	267,577				267,577
School Administrative Services	924,239				924,239
General Administrative Services	678,011				678,011
Plant Operations and Maintenance	2,548,753	52,500			2,601,253
Pupil Transportation	289,116				289,116
Central Services	1,384,007				1,384,007
Debt Service					
Principal	107,708			790,000	897,708
Interest and Other Charges	9,181			17,775	26,956
Capital Outlay	<u>671,082</u>	<u>-</u>	<u>122,065</u>	<u>-</u>	<u>793,147</u>
Total Expenditures	<u>27,626,512</u>	<u>381,097</u>	<u>122,065</u>	<u>807,775</u>	<u>28,937,449</u>
Excess (Deficiency) of Revenues Over/ (Under) Expenditures	<u>541,807</u>	<u>20,260</u>	<u>(121,812)</u>	<u>-</u>	<u>440,255</u>
Other Financing Sources and (Uses)					
Transfers In	7,712				7,712
Transfers Out	<u>-</u>	<u>-</u>	<u>(7,712)</u>	<u>-</u>	<u>(7,712)</u>
Total Other Financing Sources and Uses	<u>7,712</u>	<u>-</u>	<u>(7,712)</u>	<u>-</u>	<u>-</u>
Net Change in Fund Balances	549,519	20,260	(129,524)	-	440,255
Fund Balance, Beginning of Year, (Restated)	<u>9,391,892</u>	<u>106,573</u>	<u>19,965</u>	<u>-</u>	<u>9,518,430</u>
Fund Balance, End of Year	<u>\$ 9,941,411</u>	<u>\$ 126,833</u>	<u>\$ (109,559)</u>	<u>\$ -</u>	<u>\$ 9,958,685</u>

The accompanying Notes to the Financial Statements are an integral part of this statement.

**RIVER VALE BOARD OF EDUCATION
RECONCILIATION OF THE GOVERNMENTAL FUNDS STATEMENT OF
REVENUES, EXPENDITURES AND CHANGES IN FUND BALANCES
WITH THE DISTRICT-WIDE STATEMENTS
FOR THE FISCAL YEAR ENDED JUNE 30, 2021**

Total Net Change in Fund Balances - Governmental Funds (Exhibit B-2)	\$	440,255
<p>Amounts reported for governmental activities in the statement of activities are different because:</p>		
<p>Capital outlays to purchase or build capital assets are reported in governmental funds as expenditures. However, for governmental activities those costs are shown in the statement and allocated over their estimated useful lives as annual depreciation expense. This is the amount by which capital outlay exceeds depreciation in the current period.</p>		
Capital Outlay	\$ 793,147	
Depreciation Expense	<u>(890,282)</u>	(97,135)
<p>In the statement of activities, certain operating expenses - compensated absences and pension expense - are measured by the amounts earned or accrued during the year. In the governmental funds, however, expenditures for these items are measured by the amount of financial resources used (paid):</p>		
Decrease in Compensated Absences, Net	21,498	
Decrease in Pension Expense	<u>294,961</u>	316,459
<p>Repayment of bond and lease purchase principal is an expenditure in the governmental funds, but it reduces long-term liabilities in the statement of net position and does not affect the statement of activities.</p>		
Principal Repayments:		
Serial Bonds	790,000	
Capital Leases	<u>107,708</u>	897,708
<p>Interest on long-term debt in the statement of activities differs from the amount reported in the governmental funds because interest is recorded as an expenditure in the funds when it is due, and thus requires the use of current financial resources. In the statement of activities, however, interest expense is recognized as the interest accrues, regardless of when it is due.</p>		
Decrease in Accrued Interest		<u>12,553</u>
Change in Net Position of Governmental Activities (Exhibit A-2)	\$	<u>1,569,840</u>

**RIVER VALE BOARD OF EDUCATION
 PROPRIETARY FUNDS
 STATEMENT OF NET POSITION
 AS OF JUNE 30, 2021**

	<u>Business-Type Activities</u>		
	<u>Non-Major Food Service</u>	<u>Non-Major Park Academy</u>	<u>Total Enterprise Funds</u>
ASSETS			
Current Assets			
Cash and Cash Equivalents	\$ 4,099	-	\$ 4,099
Total Current Assets	<u>4,099</u>	<u>-</u>	<u>4,099</u>
Capital Assets			
Equipment	15,258		15,258
Less: Accumulated Depreciation	<u>(15,258)</u>	<u>-</u>	<u>(15,258)</u>
Total Capital Assets, Net	<u>-</u>	<u>-</u>	<u>-</u>
Total Assets	<u>4,099</u>	<u>-</u>	<u>4,099</u>
NET POSITION			
Unrestricted	<u>4,099</u>	<u>-</u>	<u>4,099</u>
Total Net Position	<u>\$ 4,099</u>	<u>\$ -</u>	<u>\$ 4,099</u>

The accompanying Notes to the Financial Statements are an integral part of this statement.

**RIVER VALE BOARD OF EDUCATION
 PROPRIETARY FUNDS
 STATEMENT OF REVENUES, EXPENSES AND
 CHANGES IN NET POSITION
 FOR THE FISCAL YEAR ENDED JUNE 30, 2021**

	<u>Business-Type Activities</u>		
	<u>Non-Major Food Service</u>	<u>Non-Major Park Academy</u>	<u>Total Enterprise Funds</u>
OPERATING REVENUE			
Charges for Services			
Miscellaneous Fees	\$ 25	-	25
Total Operating Revenues	25	-	25
OPERATING EXPENSES			
Supplies and Materials	25	-	25
Total Operating Expenses	25	-	25
Operating Income/(Loss)	-	-	-
NONOPERATING REVENUE			
Interest	11	-	11
Total Nonoperating Revenues	11	-	11
Change in Net Position	11	-	11
Total Net Position, Beginning of Year	4,088	-	4,088
Total Net Position, End of Year	\$ 4,099	\$ -	\$ 4,099

The accompanying Notes to the Financial Statements are an integral part of this statement.

**RIVER VALE BOARD OF EDUCATION
 PROPRIETARY FUNDS
 STATEMENT OF CASH FLOWS
 FOR THE FISCAL YEAR ENDED JUNE 30, 2021**

	Business-Type Activities		Total Enterprise Funds
	Non-Major Food Service	Non-Major Park Academy	
Cash Flows from Operating Activities			
Cash Received from Customers	\$ 25	\$ 331	\$ 356
Cash Payments to Suppliers for Goods and Services	(25)	-	(25)
Net Cash Provided by (Used for) Operating Activities	-	331	331
Cash Flows from Investing Activities			
Interest Earnings	11	-	11
Net Cash Provided by Investing Activities	11	-	11
Net Increase/(Decrease) in Cash and Cash Equivalents	11	331	342
Cash and Cash Equivalents, Beginning of Year	4,088	(331)	3,757
Cash and Cash Equivalents, End of Year	\$ 4,099	\$ -	\$ 4,099
Reconciliation of Operating Income (Loss) to Net Cash Used for Operating Activities			
Operating Income (Loss)	\$ -	\$ -	\$ -
Adjustments to Reconcile Operating Income (Loss) to Net Cash Used for Operating Activities			
Change in Assets and Liabilities (Increase)/Decrease in Intergovernmental Receivable - Other	-	331	331
Total Adjustments	-	331	331
Net Cash (Used for) Operating Activities	\$ -	\$ 331	\$ 331

The accompanying Notes to the Financial Statements are an integral part of this statement.

NOTES TO THE FINANCIAL STATEMENTS

**RIVER VALE BOARD OF EDUCATION
NOTES TO THE FINANCIAL STATEMENTS
FOR THE FISCAL YEAR ENDED JUNE 30, 2021**

NOTE 1 SUMMARY OF SIGNIFICANT ACCOUNTING POLICIES

A. Reporting Entity

The River Vale Board of Education (the “Board” or the “District”) is an instrumentality of the State of New Jersey, established to function as an education institution. The Board consists of seven elected officials and is responsible for the fiscal control of the District. A Superintendent is appointed by the Board and is responsible for the administrative control of the District. A Business Administrator/Board Secretary is also appointed by the Board and oversees the business functions of the District. Under existing statutes, the Board's duties and powers include, but are not limited to, the development and adoption of a school program; the establishment, organization and operation of schools; and the acquisition, maintenance and disposition of school property. The Board currently operates a Pre-Kindergarten through grade eight (8) school district.

The Board also has broad financial responsibilities, including the approval of the annual budget and the establishment of a system of accounting and budgetary controls. The Superintendent is the Chief Administrative Officer of the District who is responsible for general supervision of all schools, planning and operational functions of the District. The Business Administrator/Board Secretary is the Chief Financial Officer and is responsible for budgeting, financial accounting and reporting and reports through the Superintendent to the Board.

The reporting entity is composed of the primary government, component units, and other organizations that are included to ensure that the financial statements of the District are not misleading. The primary government consists of all funds, departments, boards and agencies that are not legally separate from the District. For the River Vale Board of Education this includes general operations, food service, park academy and student related activities of the District.

Component units are legally separate organizations for which the District is financially accountable. The District is financially accountable for an organization if the District appoints a voting majority of the organization’s governing board and (1) the District is able to significantly influence the programs or services performed or provided by the organization; or (2) the District is legally entitled to or can otherwise access the organization’s resources; the District is legally obligated or has otherwise assumed the responsibility to finance the deficits of, or provide financial support to, the organization; or the District is obligated for the debt of the organization. Component units may also include organizations that are fiscally dependent on the District in that the District approves the budget, the issuance of debt or the levying of taxes. Based on the foregoing criteria, the District has no component units. Furthermore, the District is not includable in any other reporting entity as a component unit.

B. New Accounting Standards

During fiscal year 2021, the District adopted the following GASB statement:

- GASB No. 84, *Fiduciary Activities*. The objective of this Statement is to improve guidance regarding the identification of fiduciary activities for accounting and financial reporting purposes and how those activities should be reported. This Statement established criteria for identifying fiduciary activities of all state and local governments. The focus of the criteria generally is on (1) whether a government is controlling the assets of the fiduciary activity and (2) the beneficiaries with whom a fiduciary relationship exists. Separate criteria are included to identify fiduciary component units and postemployment benefit arrangements that are fiduciary activities.

**RIVER VALE BOARD OF EDUCATION
NOTES TO THE FINANCIAL STATEMENTS
FOR THE FISCAL YEAR ENDED JUNE 30, 2021**

NOTE 1 SUMMARY OF SIGNIFICANT ACCOUNTING POLICIES (Continued)

B. New Accounting Standards (Continued)

Other accounting standards that the District is currently reviewing for applicability and potential impact on the financial statements include:

- GASB No. 87, *Leases*, implementation postponed will be effective beginning with the fiscal year ending June 30, 2022. The objective of this Statement is to better meet the information needs of financial statement users by improving accounting and financial reporting for leases by governments. This Statement increases the usefulness of governments' financial statements by requiring recognition of certain lease assets and liabilities for leases that previously were classified as operating leases and recognized as inflows of resources or outflows of resources based on the payment provisions of the contract.
- GASB No. 89, *Accounting for Interest Costs Incurred Before the End of a Construction Period*, implementation postponed will be effective beginning with the fiscal year ending June 30, 2022. The objectives of this Statement is to improve financial reporting by providing users of financial statements with more relevant information about capital assets and the cost of borrowing for a reporting period. The resulting information also will enhance the comparability of information about capital assets and the cost of borrowing for a reporting period for both governmental activities and business-type activities.
- GASB No. 92, *Omnibus 2020*, implementation postponed will be effective beginning with the fiscal year ending June 30, 2022 except requirements related to GASB No. 87 and Implementation Guide No. 2019-3 are effective upon issuance. The objective of this Statement is to enhance comparability in the application of accounting and financial reporting requirements and to improve the consistency of authoritative literature by addressing practice issues that have been identified during implementation and application of certain GASB Statements. This Statement addresses a variety of topics.
- GASB No. 96, *Subscription – Based Information Technology Arrangements*, will be effective beginning with the fiscal year ending June 30, 2023. The objective of this Statement will be to improve financial reporting by establishing a definition for subscription-based information technology arrangements (SBITAs) and providing uniform guidance for accounting and financial reporting for transactions that meet that definition. That definition and uniform guidance will result in greater consistency in practice. Establishing the capitalization criteria for implementation costs also will reduce diversity and improve comparability in financial reporting by governments. This Statement also will enhance the relevance and reliability of a government's financial statements by requiring a government to report a subscription asset and subscription liability for a SBITA and to disclose essential information about the arrangement. The disclosures will allow users to understand the scale and important aspects of a government's SBITA activities and evaluate a government's obligations and assets resulting from SBITAs.
- GASB No. 97, *Certain Component Unit Criteria, and Accounting and Financial Reporting for Internal Revenue Code Section 457 Deferred Compensation Plans – An Amendment of GASB Statements No. 14 and No.84, and a Supersession of GASB Statement No. 32*, the section that maybe applicable to the District will be effective beginning with the fiscal year ending June 30, 2022. The objective of this Statement is to provide more consistent financial reporting of defined contribution pension plans, defined contribution OPEB plans, and other employee benefit plans, while mitigating the costs associated with reporting those plans. The requirements also will enhance the relevance, consistency, and comparability of (1) the information related to Section 457 plans that meet the definition of a pension plan and the benefits provided through those plans and (2) investment information for all Section 457 plans.

**RIVER VALE BOARD OF EDUCATION
NOTES TO THE FINANCIAL STATEMENTS
FOR THE FISCAL YEAR ENDED JUNE 30, 2021**

NOTE 1 SUMMARY OF SIGNIFICANT ACCOUNTING POLICIES (Continued)

C. Basis of Presentation - Financial Statements

The financial statements include both district-wide financial statements (based on the District as a whole) and fund financial statements (based on specific District activities or objectives). Both the district-wide and fund financial statements categorize activities as either governmental activities or business-type activities. While separate district-wide and fund financial statements are presented, they are interrelated. In the district-wide financial statements, the governmental activities column incorporates data from governmental funds while business-type activities incorporate data from the District's enterprise funds. Fiduciary funds are excluded from the district-wide financial statements. Currently the District has no fiduciary funds.

District-Wide Financial Statements

The district-wide financial statements (i.e., the statement of net position and the statement of activities) report information on all of the nonfiduciary activities of the Board of Education. All fiduciary activities are reported only in the fund financial statements. For the most part, the effect of interfund activity has been removed from these statements. Governmental activities, which normally are supported by property taxes and intergovernmental revenues, are reported separately from business-type activities, which rely to a significant extent on fees and charges for support. In the statement of net position, both the governmental and business-type activities columns (a) are presented on a consolidated basis by column, and (b) reflect on a full accrual economic resource basis, which incorporates long-term assets and receivables as well as long-term debt and obligations.

The statement of activities demonstrates the degree to which the direct expenses of a given function or segment are offset by program revenues. Direct expenses are those that are clearly identifiable with a specific function or segment. Program revenues include 1) charges to customers or other governmental entities, including other school districts, who purchase, use, or directly benefit from goods or services provided by a given function or segment and 2) grants and contributions that are restricted to meeting the operational or capital requirements of a particular function or segment. Property taxes, unrestricted state aid and other items not properly included among program revenues are reported instead as general revenues.

As a general rule the effect of interfund activity has been eliminated from the district-wide financial statements. Exceptions to this general rule are charges between the Board's proprietary funds since elimination of these charges would distort the direct costs and program revenues reported for the various functions concerned.

Fund Financial Statements

Separate fund financial statements are provided for governmental, proprietary, and fiduciary activities, even though the latter are excluded from the district-wide financial statements. The emphasis of fund financial statements is on major individual governmental and enterprise funds, each reported as separate columns in the fund financial statements. All remaining governmental and enterprise funds are aggregated and reported as nonmajor funds. The District considers all of its governmental funds to be major funds. The District considers its Food Service Fund and Park Academy Fund to be nonmajor enterprise funds.

The District reports the following major governmental funds:

The *general fund* is the School District's primary operating fund. It accounts for all financial resources of the District, except those to be accounted for in another fund.

RIVER VALE BOARD OF EDUCATION
NOTES TO THE FINANCIAL STATEMENTS
FOR THE FISCAL YEAR ENDED JUNE 30, 2021

NOTE 1 SUMMARY OF SIGNIFICANT ACCOUNTING POLICIES (Continued)

C. Basis of Presentation - Financial Statements (Continued)

Fund Financial Statements (Continued)

The *special revenue fund* accounts for the proceeds of specific revenue sources legally restricted to expenditures for specified purposes. This fund accounts for federal, state and local financial programs, with the exception of grants for major capital projects and the child nutrition programs, student activity funds derived from athletic events or other activities of pupil organizations and private donations for scholarship awards.

The *capital projects fund* accounts for the proceeds from the sale of bonds, lease purchases and other revenues used for the acquisition or construction of capital facilities and other capital assets, other than those financed by the proprietary funds.

The *debt service fund* accounts for the accumulation of resources that are restricted, committed or assigned for the payment of principal and interest on long-term general obligation debt of governmental funds.

The District reports the following non-major proprietary funds which are organized to be self-supporting through user charges:

The *Park Academy fund* accounts for the activities of the District's tuition reimbursement for students attending the school. The District is no longer accounting for these activities as they were transferred to Pasckack Valley Regional High School.

The *food service fund* accounts for the activities of the school cafeteria, which provides food service to students as well as a la carte and catering services for administrators, teachers and special events.

Activity between funds that are representative of lending/borrowing arrangements outstanding at the end of the fiscal year are referred to as either "due to/from other funds" (i.e., the current portion of interfund loans) or "advances to/from other funds" (i.e., the non-current portion of interfund loans). All other outstanding balances between funds are reported as "due to/from other funds". Any residual balances outstanding between the governmental activities and business-type activities are reported in the district-wide financial statements as "internal balances".

Reclassifications

Certain amounts presented in the prior year data may have been reclassified in order to be consistent with the current year's presentation.

D. Measurement Focus and Basis of Accounting

The accounting and financial reporting treatment is determined by the applicable measurement focus and basis of accounting. Measurement focus indicates the type of resources being measured such as current financial resources or economic resources. The basis of accounting indicates the timing of transactions or events for recognition in the financial statements.

**RIVER VALE BOARD OF EDUCATION
NOTES TO THE FINANCIAL STATEMENTS
FOR THE FISCAL YEAR ENDED JUNE 30, 2021**

NOTE 1 SUMMARY OF SIGNIFICANT ACCOUNTING POLICIES (Continued)

D. Measurement Focus and Basis of Accounting (Continued)

The district-wide financial statements are reported using the economic resources measurement focus and the accrual basis of accounting, as are the proprietary fund financial statements. All assets, all liabilities and all deferred outflows/inflows of resources associated with these operations are included on the Statement of Net Position. Revenues are recorded when earned and expenses are recorded at the time liabilities are incurred, regardless of the timing of related cash flows. Property taxes are recognized as revenues in the year for which they are levied. Grants and similar items are recognized as revenue as soon as all eligibility requirements imposed by the provider have been met.

Governmental fund financial statements are reported using the current financial resources measurement focus and the modified accrual basis of accounting. Revenues are recognized when susceptible to accrual (i.e. when they are both measurable and available). Revenues are considered to be available when they are collectible within the current period or soon enough thereafter to pay liabilities of the current period. For this purpose, the Board considers revenues to be available if they are collected within 60 days after year-end. Expenditures are recorded when a liability is incurred, as under accrual basis of accounting, with the exception of debt service expenditures as well as expenditures related to compensated absences and claims and judgments which are recorded only when payment is due. General capital asset acquisitions are reported as expenditures in governmental funds. Issuance of long-term debt and acquisitions under capital leases are reported as other financing sources.

Property taxes, tuition, unrestricted state aid, and interest associated with the current fiscal period are all considered to be susceptible to accrual and so have been recognized as revenues of the current fiscal period. Entitlements (formula-type grants and aid) are recorded as revenues when all eligibility requirements are met, including any time requirements, and the amount is received during the period or within the availability period for this revenue source. Expenditure-driven grants and similar awards (reimbursement-type grants and awards) are recognized as revenue when the qualifying expenditures have been incurred and all other eligibility requirements imposed by the grantor or provider have been met, and the amount is received during the period or within the availability period for this revenue source. All other revenue items are considered to be measurable and available only when cash is received by the District.

When both restricted and unrestricted resources are available for use, it is the Board's policy to use restricted resources first, then unrestricted resources as they are needed.

E. Assets, Liabilities, Deferred Outflows/Inflows of Resources, and Net Position/Fund Balance

1. *Cash, Cash Equivalents and Investments*

Cash and cash equivalents are considered to be cash on hand, demand deposits, and short-term investments with original maturities of three months or less from the date of acquisition.

Investments are reported at fair value and are limited by N.J.S.A. 18A:20-37.

2. *Receivables*

All receivables are reported at their gross value, and where appropriate, are reduced by the estimated portion that is expected to be uncollectible.

**RIVER VALE BOARD OF EDUCATION
 NOTES TO THE FINANCIAL STATEMENTS
 FOR THE FISCAL YEAR ENDED JUNE 30, 2021**

NOTE 1 SUMMARY OF SIGNIFICANT ACCOUNTING POLICIES (Continued)

E. Assets, Liabilities, Deferred Outflows/Inflows of Resources, and Net Position/Fund Balance (Continued)

3. Inventories

The cost of inventories of the governmental fund types are recorded as expenditures at the time individual inventory items are purchased.

4. Restricted Assets

Certain assets are classified as restricted on the balance sheet because they are maintained in separate bank accounts and their use is limited for capital projects.

5. Capital Assets

Capital assets, which include property, plant and equipment, are reported in the applicable governmental or business-type activities columns in the district-wide financial statements. Capital assets are defined by the Board as assets with an initial, individual cost of \$2,000 and an estimated useful life in excess of two years. The District was able to estimate the historical cost for the initial reporting of these capital assets through back trending. As the District constructs or acquires additional capital assets each period, they are capitalized and reported at historical cost. Donated capital assets are recorded at acquisition value at the date of donation. The costs of normal maintenance and repairs that do not add to the value of the asset or materially extend its useful life are not capitalized.

Major outlays for capital assets and improvements are capitalized as projects are constructed.

Land and construction in progress are not depreciated. The other property, plant, and equipment of the District is depreciated using the straight line method over the following estimated useful lives:

<u>Assets</u>	<u>Years</u>
Land Improvements	20
Buildings	45-50
Building Improvements	20
Machinery and Equipment	5-20

6. Deferred Outflows/Inflows of Resources

In addition to assets, the statement of financial position will sometimes report a separate section for deferred outflows of resources. This separate financial statement element, deferred outflows of resources, represents a consumption of net position that applies to a future period(s) and so will not be recognized as an outflow of resources (expense/expenditure) until then. The Board has one item which arise only under the accrual basis of accounting that qualify for reporting in this category. The item that qualifies for reporting in this category is the deferred amounts on net pension liability. Deferred amounts on net pension liability are reported in the district-wide statement of net position and result from: (1) differences between expected and actual experience; (2) changes in assumptions; (3) net difference between projected and actual investment earnings on pension plan investments; (4) changes in proportion and differences between employer contributions and proportionate share of contributions; and (5) contributions made subsequent to the measurement date. These amounts are deferred and amortized over future years.

**RIVER VALE BOARD OF EDUCATION
NOTES TO THE FINANCIAL STATEMENTS
FOR THE FISCAL YEAR ENDED JUNE 30, 2021**

NOTE 1 SUMMARY OF SIGNIFICANT ACCOUNTING POLICIES (Continued)

E. Assets, Liabilities, Deferred Outflows/Inflows of Resources, and Net Position/Fund Balance (Continued)

6. Deferred Outflows/Inflows of Resources (Continued)

In addition to liabilities, the statement of financial position will sometimes report a separate section for deferred inflows of resources. This separate financial statement element, deferred inflows of resources, represents an acquisition of net position that applies to a future period(s) and so will not be recognized as an inflow of resources (revenue) until that time. The Board has one type of item, which arises only under the accrual basis of accounting that qualifies for reporting in this category. The item that qualifies for reporting in this category are the deferred amounts on net pension liability. Deferred amounts on net pension liability are reported in the district-wide statement of net position and result from: (1) differences between expected and actual experience; (2) changes in assumptions; (3) net difference between projected and actual investment earnings on pension plan investments; and (4) changes in proportion and differences between employer contributions and proportionate share of contributions. These amounts are deferred and amortized over future years.

7. Compensated Absences

It is the District's policy to permit employees to accumulate (with certain restrictions) earned but unused vacation and sick leave benefits. A long-term liability of accumulated vacation and sick leave and salary related payments has been recorded in the governmental activities in the district-wide financial statements, representing the Board's commitment to fund such costs from future operations. A liability is reported in the governmental funds only to the amount actually due at year end as a result of employee resignations and retirements.

8. Pensions

In the district-wide financial statements and proprietary fund types in the fund financial statements, for purposes of measuring the net pension liability, deferred outflows of resources and deferred inflows of resources related to pensions, and pension expense, information about the fiduciary net position of the retirement systems sponsored and administered by the State of New Jersey and additions to/deductions from these retirement systems' fiduciary net position have been determined on the same basis as they are reported by the retirement systems. For this purpose, benefit payments (including refunds of employee contributions) are recognized when due and payable in accordance with the benefit terms. Investments are reported at fair value.

In the governmental fund financial statements, net pension liabilities represent amounts normally expected to be liquidated with expendable available financial resources for required pension contributions that are due and payable at year end. Pension expenditures are recognized based on contractual pension contributions that are required to be made to the pension plan during the fiscal year.

9. Long-Term Obligations

In the district-wide financial statements, and proprietary fund types in the fund financial statements, long-term debt and other long-term obligations are reported as liabilities in the applicable governmental activities, business-type activities, or proprietary fund type statement of net position. Differences resulting from debt refundings are classified as deferred inflows of resources or as deferred outflows of resources. Bond premiums and discounts are deferred and amortized over the life of the bonds using the effective interest method. Differences resulting from debt refundings are also deferred and amortized over the life of the refunded bonds or new bonds whichever is less using the effective interest method. Bonds payable are reported with the unamortized bond premium or discount. Bond issuance costs (other than for prepaid insurance) are treated as an expense.

In the fund financial statements, governmental fund types recognize bond premiums and discounts, as well as bond issuance costs, during the current period. The face amount of debt issued is reported as other financing sources. Premiums received on debt issuances are reported as other financing sources while discounts on debt issuances are reported as other financing uses. Issuance costs, whether or not withheld from the actual debt proceeds received, are reported as debt service expenditures.

RIVER VALE BOARD OF EDUCATION
NOTES TO THE FINANCIAL STATEMENTS
FOR THE FISCAL YEAR ENDED JUNE 30, 2021

NOTE 1 SUMMARY OF SIGNIFICANT ACCOUNTING POLICIES (Continued)

E. Assets, Liabilities, Deferred Outflows/Inflows of Resources, and Net Position/Fund Balance (Continued)

10. *Net Position/Fund Balance*

District-Wide Statements

In the district-wide statements, there are three classes of net position:

- **Net Investment in Capital Assets** – consists of net capital assets (cost less accumulated depreciation) reduced by outstanding balances of related debt obligations from the acquisition, construction or improvement of those assets. Deferred outflows of resources and deferred inflows of resources attributable to the acquisition, construction or improvement of those assets or related debt also should be included.
- **Restricted Net Position** – reports net position when constraints placed on the residual amount of noncapital assets are either externally imposed by creditors (such as through debt covenants), grantors, contributors, or laws or regulations of other governments, or imposed by law through constitutional provisions or enabling legislation.
- **Unrestricted Net Position** – any portion of net position not already classified as either net investment in capital assets or net position – restricted is classified as net position – unrestricted.

Governmental Fund Statements

Fund balance categories are designed to make the nature and extent of the constraints placed on the District's fund balance more transparent. These categories are comprised of a hierarchy based primarily on the extent to which the District is bound to observe constraints imposed upon the use of the resources reported in governmental funds.

Restricted Fund Balance – Amounts constrained to specific purposes by their providers (such as grantors, bondholders, and higher levels of government), through constitutional provisions, or by enabling legislation.

Excess Surplus – Designated for Subsequent Year's Expenditures - This restriction was created in accordance with NJSA 18A:7F-7 to represent the June 30, 2020 audited excess surplus that was appropriated in the 2021/2022 original budget certified for taxes.

Capital Reserve – This restriction was created by the District in accordance with NJAC 6A:23A-14.1 to fund future capital expenditures (See Note 2).

Capital Reserve – Designated for Subsequent Year's Expenditures – This designation was created to dedicate the portion of capital reserve fund balance appropriated in the adopted 2021/2022 District Budget certified for taxes.

Maintenance Reserve – This restriction was created by the Board in accordance with NJAC 6A:23A-14.2 to accumulate funds for the required maintenance of school facilities in accordance with the EFCA (NJSA 18A:7G-9) for a thorough and efficient education. (See Note 2).

Emergency Reserve – This restriction was created in accordance with NJAC 6A:23A-14.4(A)1 to accumulate funds in accordance with State statute to finance unanticipated general fund expenditures required for a thorough and efficient education. (See Note 2).

Unemployment Compensation – This restriction was created in accordance with R.S. 43:21-7.3 to reserve funds for unemployment compensation claims reimbursable to the State under the District's election for payment in lieu of contributions (benefit reimbursement method). (See Note 4).

Student Activities – This restriction was created in accordance with NJAC 6A:23A-16.12 to represent the accumulation of funds derived from athletic events and other student organizations reserved for the payment of student group activities.

Capital Projects – Represents fund balance restricted specifically for capital acquisitions and improvements in the Capital Projects Fund.

**RIVER VALE BOARD OF EDUCATION
NOTES TO THE FINANCIAL STATEMENTS
FOR THE FISCAL YEAR ENDED JUNE 30, 2021**

NOTE 1 SUMMARY OF SIGNIFICANT ACCOUNTING POLICIES (Continued)

E. Assets, Liabilities, Deferred Outflows/Inflows of Resources, and Net Position/Fund Balance (Continued)

10. Net Position/Fund Balance (Continued)

Governmental Fund Statements (Continued)

Assigned Fund Balance – Amounts a government intends to use for a specific purpose; intent can be expressed by the governing body or by an official or body to which the governing body delegates the authority.

Year-End Encumbrances – Represent outstanding purchase orders for goods or services approved by management for specific purposes from available resources of the current year for which the goods and materials have not yet been received or the services have not yet been rendered at June 30.

Unassigned Fund Balance – Represents fund balance that has not been restricted, committed or assigned to specific purposes within the governmental funds.

In the general operating fund and other governmental funds (special revenue, capital projects and debt service fund types), it is the District's policy to consider restricted resources to have been spent first when an expenditure is incurred for purposes for which both restricted and unrestricted (i.e., committed, assigned or unassigned) fund balances are available, followed by committed and then assigned fund balances. Unassigned amounts are used only after the other resources have been used.

11. Fund Balance Policies

Fund balance of governmental funds is reported in various categories based on the nature of any limitations requiring the use of resources for specific purposes. The government itself can establish limitations on the use of resources through either a commitment (committed fund balance) or an assignment (assigned fund balance).

The committed fund balance classification includes amounts that can be used only for the specific purposes determined by a formal action of the government's highest level of decision-making authority. The Board of Trustees is the highest level of decision-making authority for the government that can, by adoption of a resolution or formal Board action prior to the end of the fiscal year, commit fund balance. Once adopted, the limitation imposed by the resolution remains in place until a similar action is taken (the adoption of another resolution) to remove or revise the limitation. The District has no committed fund balances at year-end.

Amounts in the assigned fund balance classification are intended to be used by the government for specific purposes but do not meet the criteria to be classified as committed. The Board has authorized the School Business Administrator/Board Secretary to assign fund balance. The Board may also assign fund balance as it does when appropriating fund balance to cover a gap between estimated revenue and appropriations in the subsequent year's appropriated budget. Unlike commitments, assignments generally only exist temporarily. In other words, an additional action does not normally have to be taken for the removal of an assignment. Conversely, as discussed above, an additional action is essential to either remove or revise a commitment.

**RIVER VALE BOARD OF EDUCATION
NOTES TO THE FINANCIAL STATEMENTS
FOR THE FISCAL YEAR ENDED JUNE 30, 2021**

NOTE 1 SUMMARY OF SIGNIFICANT ACCOUNTING POLICIES (Continued)

F. Revenues and Expenditures/Expenses

1. *Program Revenues*

Amounts reported as program revenues in the district-wide statement of activities include 1) charges to customers or applicants for goods or services, provided, 2) operating grants and contributions, and 3) capital grants and contributions. Internally dedicated resources are reported as general revenues rather than as program revenues. Likewise, general revenues include all property taxes, unrestricted state aid, investment earnings and miscellaneous revenues.

2. *Property Taxes*

Property taxes are levied pursuant to law and are collected by the municipality and are transferred to the District as requested. Property tax revenues are recognized in the year they are levied and become available. Property taxes collected in advance of the year-end for which they are levied and transferred to the District are reported as deferred inflows of resources. The tax bills are mailed annually in June by the municipal tax collector and are levied and due in four quarterly installments on August 1, November 1, February 1 and May 1 of the fiscal year. When unpaid, taxes or any other municipal lien, or part thereof, on real property, remains in arrears on April 1st in the year following the calendar year levy when the same became in arrears, the tax collector of the municipality shall, subject to the provisions of New Jersey Statute, enforce the lien by placing the property on a tax sale. The municipality may institute annual “in rem” tax foreclosure proceedings to enforce the tax collection or acquisition of title to the property.

3. *Tuition Revenues and Expenditures*

Tuition Revenues - Tuition charges were established by the Board of Education based on estimated costs. The charges are subject to adjustment when the final costs are determined and certified by the State Department of Education.

Tuition Expenditures - Tuition charges for the fiscal years 2019-2020 and 2020-2021 were based on rates established by the receiving district. These rates are subject to change when the actual costs have been certified by the State Department of Education.

4. *Proprietary Funds, Operating and Nonoperating Revenues and Expenses*

Proprietary funds distinguish operating revenues and expenses from nonoperating items. Operating revenues and expenses generally result from providing services and producing and delivering goods in connection with a proprietary fund’s principal ongoing operations. The principal operating revenues of the food service enterprise fund and of the Park Academy enterprise fund, are charges to customers for sales and services. Operating expenses for enterprise funds include the cost of sales and services, administrative expenses, and depreciation on capital assets. All revenues and expenses not meeting this definition are reported as nonoperating revenues and expenses. Federal and State subsidies for the food service operation are considered nonoperating revenues.

NOTE 2 STEWARDSHIP, COMPLIANCE AND ACCOUNTABILITY

A. Budgetary Information

In accordance with the requirements of the New Jersey Department of Education (“the Department”), the District annually prepares its operating budget for the forthcoming year. The budget, except for the general fund and special revenue fund, which is more fully explained below and in the notes to the required supplementary information, is prepared in accordance with accounting principles generally accepted in the United States of America and serves as a formal plan for expenditures and the proposed means for financing them. Capital lease transactions are accounted for on the GAAP basis.

**RIVER VALE BOARD OF EDUCATION
NOTES TO THE FINANCIAL STATEMENTS
FOR THE FISCAL YEAR ENDED JUNE 30, 2021**

NOTE 2 STEWARDSHIP, COMPLIANCE AND ACCOUNTABILITY (Continued)

A. Budgetary Information (Continued)

The annual budget is adopted in the spring of the preceding year for the general, special revenue and debt service funds. The District is not required to adopt an annual budget for the capital projects fund. The budget is submitted to the county superintendent for review and approval prior to adoption. Prior to the 2012/2013 budget year, the annual budget was required to be voted upon at the annual school election held on the third Tuesday in April. On January 17, 2012, Chapter 202 of the Laws of P.L. 2011 was approved which established procedures for moving the date of a school district's annual school election from April to the general election in November. Under the new law, districts that have their school board members elected in November no longer have to submit their budgets that meet levy cap requirements for voter approval beginning with the 2012/2013 budget year. Only a school board decision to exceed the tax levy cap would require voter approval for the additional amount on the November ballot. On February 7, 2012, the Board adopted a resolution to move its annual election to the date of the general elections in accordance with the law; therefore voter approval of the annual budget is not required.

Budget adoptions and amendments are recorded in the District's board minutes. The budget is amended by the Board of Trustees as needed throughout the year. The budget for revenues, other resources, other uses, and fund balances is prepared by fund source and amount. The budget for expenditures is prepared by fund, program, function, object and amount. The legal level of budgetary control is established at the line item account within each fund. Line item accounts are defined as the lowest (most specific) level of detail as established pursuant to the minimum chart of accounts referenced in N.J.A.C. 6:20-2A.2(m)1. The Board approved several budget transfers during 2020/2021. Also, during 2020/2021 the Board increased the original budget by \$1,572,923. The increase was funded by the additional appropriation of grant awards, student activity revenues and the reappropriation of prior year general fund encumbrances.

Formal budgetary integration into the accounting system is employed as a management control device during the year. For governmental funds there are no substantial differences between the budgetary basis of accounting and accounting principles generally accepted in the United States of America, with the exception of the legally mandated revenue recognition of certain state aid payments for budgetary purposes only and the treatment of encumbrances in the special revenue fund as described in the Notes to Required Supplementary Information (RSI). Encumbrance accounting is also employed as an extension of formal budgetary integration in the governmental fund types. Unencumbered appropriations lapse at fiscal year end.

Encumbrance accounting is employed in the governmental funds. Under encumbrance accounting, purchase orders, contracts and other commitments for the expenditure of resources are recorded to reserve a portion of the applicable appropriation. Open encumbrances in governmental funds other than the special revenue fund are reported as committed and/or assigned fund balances at fiscal year end as they do not constitute expenditures or liabilities but rather commitments related to unperformed contracts for goods and services which are reappropriated and honored during the subsequent fiscal year.

B. Deficit Fund Equity

The District has an accumulated deficit in fund balance of \$109,559 in the Capital Projects Fund as of June 30, 2021. This deficit is the result of the Board incurring expenditures for the 2020/2021 school bond referendum, which was prior to the sale of school bonds or receipt of state aid. As the Board permanently finances these appropriations or receives state aid, the District will realize as revenues the proceeds of the financing or state aid. This deficit does not indicate that the District is facing financial difficulties and is permitted practice under accounting principles generally accepted in the United States of America.

**RIVER VALE BOARD OF EDUCATION
 NOTES TO THE FINANCIAL STATEMENTS
 FOR THE FISCAL YEAR ENDED JUNE 30, 2021**

NOTE 2 STEWARDSHIP, COMPLIANCE AND ACCOUNTABILITY (Continued)

C. Capital Reserve

A capital reserve account was established by the District. The accumulation of funds will be used for capital outlay expenditures in subsequent fiscal years. The capital reserve is maintained in the general fund and its activity is included in the general fund annual budget.

Funds placed in the capital reserve are restricted to capital projects in the district’s approved Long Range Facilities Plan (LRFP). Upon submission of the LRFP to the Department, a district may increase the balance in the capital reserve by appropriating funds in the annual general fund budget certified for taxes or by transfer by board resolution at year end of any unanticipated revenue or unexpended line-item appropriation amounts or both. A district may also appropriate additional amounts when the express approval of the voters has been obtained either by a separate proposal at budget time or by a special question at one of the four special elections authorized pursuant to N.J.S.A. 19:60-2. Pursuant to N.J.A.C. 6:23A-14.1(g), the balance in the reserve cannot at any time exceed the local support costs of uncompleted capital projects in its approved LRFP.

The activity of the capital reserve for the fiscal year ended June 30, 2021 is as follows:

Balance, July 1, 2020		\$ 5,397,307
Increased by:		
Interest Earnings	\$ 11,908	
Budgeted Increase in Capital Reserve	600,000	
Deposits Approved by Board Resolution	<u>1,291,831</u>	
		<u>1,903,739</u>
Balance, June 30, 2021		<u>\$ 7,301,046</u>

The withdrawals from the capital reserve were for use in a department approved facilities project, consistent with the district’s Long Range Facilities Plan. \$6,770,000 of the capital reserve balance at June 30, 2021 was designated and appropriated for use in the 2021/22 original budget certified for taxes.

D. Maintenance Reserve

A maintenance reserve account was established by the District. The accumulation of funds will be used for required maintenance of school facilities expenditures in subsequent fiscal years. The maintenance reserve is maintained in the General Fund and its activity is included in the General Fund annual budget.

Funds placed in the maintenance reserve are restricted to required maintenance activities for a school facility as reported in the comprehensive maintenance plan. A District may appropriate funds into the maintenance reserve in the annual General Fund budget certified for taxes or by transfer by board resolution at year end of any unanticipated revenue or unexpended line item appropriation amounts or both. Pursuant to N.J.A.C. 6A:23A-14.2(g), the balance in the reserve cannot at any time exceed four percent of the replacement cost of the school district’s school facilities for the current year.

**RIVER VALE BOARD OF EDUCATION
 NOTES TO THE FINANCIAL STATEMENTS
 FOR THE FISCAL YEAR ENDED JUNE 30, 2021**

NOTE 2 STEWARDSHIP, COMPLIANCE AND ACCOUNTABILITY (Continued)

D. Maintenance Reserve (Continued)

The activity of the maintenance reserve for the fiscal year ended June 30, 2021 is as follows:

Balance, July 1, 2020	\$ 759,616
Increased by:	
Deposits Approved by Board Resolution	<u>100,000</u>
	859,616
Decreased by:	
Withdrawals Approved by Board Resolution	<u>297,539</u>
Balance, June 30, 2021	<u>\$ 562,077</u>

The June 30, 2021 comprehensive maintenance plan indicated a maximum maintenance reserve amount of \$759,616. The withdrawals from the maintenance reserve were for use in required maintenance activities for school facilities.

E. Emergency Reserve

An emergency reserve account was established by the District. The accumulation of funds will be used to finance unanticipated General Fund current expenditures required for a thorough and efficient education in subsequent fiscal years.

Funds placed in the emergency reserve are restricted to finance reasonably unforeseeable costs and shall not include additional costs due to poor planning. A District may appropriate funds into the emergency reserve in the annual General Fund budget certified for taxes or by transfer by board resolution at year end of any unanticipated revenue or unexpended line item appropriation amounts or both. Withdrawals from the reserve require the approval of the Commissioner unless the withdrawal is necessary to meet an increase in total health care costs in excess of four percent or the withdrawal is included in the original budget certified for taxes to finance school security improvements to school facilities pursuant to 18A:7G-6(c)1. Pursuant to NJAC 6A:23A-14.4(A), the balance in the reserve cannot at any time exceed the greater of \$250,000 or one percent of the school district's General Fund budget as certified for taxes up to a maximum of \$1,000,000.

The activity of the emergency reserve for the fiscal year ended June 30, 2021 is as follows:

Balance, July 1, 2020	<u>\$ 250,000</u>
Balance, June 30, 2021	<u>\$ 250,000</u>

F. Calculation of Excess Surplus

In accordance with N.J.S.A. 18A:7F-7, as amended, the restricted fund balance for Excess Surplus is a required calculation pursuant to the New Jersey Comprehensive Educational Improvement and Financing Act of 1996 (CEIFA). New Jersey school districts are required to restrict General Fund fund balance in excess of 4% of budget expenditures at the fiscal year end of June 30 if they did not appropriate a required minimum amount as budgeted fund balance in their subsequent year's budget. The excess fund balance at June 30, 2021 is \$140,788. Of this amount, \$140,788 was designated and appropriated in the 2021/2022 original budget certified for taxes.

**RIVER VALE BOARD OF EDUCATION
NOTES TO THE FINANCIAL STATEMENTS
FOR THE FISCAL YEAR ENDED JUNE 30, 2021**

NOTE 3 DETAILED NOTES ON ALL FUNDS

A. Cash Deposits and Investments

Cash Deposits

The Board's deposits are insured through either the Federal Deposit Insurance Corporation (FDIC), National Credit Union Share Insurance Fund (NCUSIF), Securities Investor Protection Corporation (SIPC) or New Jersey's Governmental Unit Deposit Protection Act (GUDPA). The Board is required to deposit their funds in a depository which is protecting such funds pursuant to GUDPA. The New Jersey Governmental Unit Deposit Protection Act requires all banks doing business in the State of New Jersey to pledge collateral equal to at least 5% of the average amount of its public deposits and 100% of the average amount of its public funds in excess of the lesser of 75% of its capital funds or \$200 million for all deposits not covered by the FDIC and NCUSIF.

Bank balances are insured up to \$250,000 in the aggregate by the FDIC for each bank. NCUSIF insures credit union accounts up to \$250,000 in the aggregate for each financial institution. SIPC replaces cash claims up to a maximum of \$250,000 for each failed brokerage firm. At June 30, 2021, the book value of the Board's deposits were \$10,265,329 and bank and brokerage firm balances of the Board's deposits amounted to \$10,998,455. The Board's deposits which are displayed on the various fund balance sheets as "cash and cash equivalents" are categorized as:

Depository Account

Insured	<u>\$ 10,998,455</u>
---------	----------------------

Custodial Credit Risk – Deposits – Custodial credit risk is the risk that in the event of a bank failure, the government's deposits may not be returned to it. The Board does not have a policy for custodial credit risk. As of June 30, 2021 none of the Board's bank balances were exposed to custodial credit risk.

Investments

The Board is permitted to invest public funds in accordance with the types of securities authorized by N.J.S.A. 18A:20-37. Examples of the allowable investments are bonds or other obligations of the United States or obligations guaranteed by the United States of America; Government Money Market Mutual Funds; any obligation that a federal agency or a federal instrumentality has issued in accordance with an act of Congress, which security has a maturity date not greater than 397 days from the date of purchase, provided that such obligations bear a fixed rate of interest not dependent on any index or other external factor; bonds or other obligations of the school district or bonds or other obligations of the local unit or units within which the school district is located; Bonds or other obligations, having a maturity date of not more than 397 days from the date of purchase, issued by New Jersey school districts, municipalities, counties, and entities subject to the "Local Authorities Fiscal Control Law," (C.40A:5A-1 et seq.); Other bonds or obligations having a maturity date not more than 397 days from the date of purchase may be approved by the Division of Investment in the Department of the Treasury for investment by school districts; Local Government investment pools; deposits with the State of New Jersey Cash Management Fund established pursuant to section 1 of P.L. 1977, c.281 (C.52:18A-90.4); and agreements for the repurchase of fully collateralized securities, if transacted in accordance with the above statute.

**RIVER VALE BOARD OF EDUCATION
 NOTES TO THE FINANCIAL STATEMENTS
 FOR THE FISCAL YEAR ENDED JUNE 30, 2021**

NOTE 3 DETAILED NOTES ON ALL FUNDS (Continued)

A. Cash Deposits and Investments (Continued)

Investments (Continued)

As of June 30, 2021, the Board had no outstanding investments.

Interest Rate Risk – Interest rate risk is the risk that changes in the market interest rate will adversely affect the fair value of an investment. The Board does not have a formal investment policy that limits investment maturities as a means of managing its exposure to fair value losses arising from increasing interest rates.

Credit Risk – Generally, credit risk is the risk that an issuer of an investment will not fulfill its obligation to the holder of the investment. State law limits investments as noted above (N.J.S.A. 18A:20-37). The District does not have an investment policy that would further limit its investment choices.

Concentration of Credit Risk – The concentration of credit risk is the risk of loss that may be caused by the Board’s investment in a single issuer. The Board places no limit in the amount the District may invest in any one issuer.

Investment and interest earnings in the Capital Projects Fund are assigned to the General Fund in accordance with Board policy.

B. Receivables

Receivables as of June 30, 2021 for the district’s individual major funds and nonmajor funds in the aggregate, including the applicable allowances for uncollectible accounts, are as follows:

	<u>General Fund</u>	<u>Special Revenue Fund</u>	<u>Total</u>
Receivables:			
Intergovernmental			
Federal		\$ 2,734	\$ 2,734
State	\$ 71,226	-	71,226
Gross Receivables	71,226	2,734	73,960
Less: Allowance for Uncollectibles	-	-	-
Net Total Receivables	<u>\$ 71,226</u>	<u>\$ 2,734</u>	<u>\$ 73,960</u>

**RIVER VALE BOARD OF EDUCATION
NOTES TO THE FINANCIAL STATEMENTS
FOR THE FISCAL YEAR ENDED JUNE 30, 2021**

NOTE 3 DETAILED NOTES ON ALL FUNDS (Continued)

C. Unearned Revenue

Governmental funds report unearned revenue in connection with resources that have been received, but not yet earned. At the end of the current fiscal year, the various components of unearned revenue reported in the governmental funds were as follows:

	<u>Total</u>
General Fund	
Prepayments of Preschool Tuition	\$ <u>1,200</u>
 Total Unearned Revenue for Governmental Funds	 \$ <u><u>1,200</u></u>

D. Capital Assets

Capital asset activity for the fiscal year ended June 30, 2021 was as follows:

	<u>Balance, July 1, 2020</u>	<u>Increases</u>	<u>Decreases</u>	<u>Balance, June 30, 2021</u>
Governmental Activities:				
Capital Assets, Not Being Depreciated:				
Land	\$ 31,805			\$ 31,805
Construction in Progress	<u>-</u>	\$ 122,065	<u>-</u>	<u>122,065</u>
Total Capital Assets, Not Being Depreciated	<u>31,805</u>	<u>122,065</u>	<u>-</u>	<u>153,870</u>
Capital Assets, Being Depreciated:				
Buildings and Building Improvements	28,266,046	6,917		28,272,963
Machinery and Equipment	2,610,074	256,865		2,866,939
Land Improvements	<u>720,039</u>	<u>407,300</u>	<u>-</u>	<u>1,127,339</u>
Total Capital Assets Being Depreciated	<u>31,596,159</u>	<u>671,082</u>	<u>-</u>	<u>32,267,241</u>
Less Accumulated Depreciation for:				
Buildings and Building Improvements	(10,009,718)	(648,842)		(10,658,560)
Machinery and Equipment	(1,863,414)	(217,193)		(2,080,607)
Land Improvements	<u>(412,497)</u>	<u>(24,247)</u>	<u>-</u>	<u>(436,744)</u>
Total Accumulated Depreciation	<u>(12,285,629)</u>	<u>(890,282)</u>	<u>-</u>	<u>(13,175,911)</u>
Total Capital Assets, Being Depreciated, Net	<u>19,310,530</u>	<u>(219,200)</u>	<u>-</u>	<u>19,091,330</u>
Governmental Activities Capital Assets, net	<u>\$ 19,342,335</u>	<u>\$ (97,135)</u>	<u>\$ -</u>	<u>\$ 19,245,200</u>

**RIVER VALE BOARD OF EDUCATION
 NOTES TO THE FINANCIAL STATEMENTS
 FOR THE FISCAL YEAR ENDED JUNE 30, 2021**

NOTE 3 DETAILED NOTES ON ALL FUNDS (Continued)

D. Capital Assets (Continued)

	Balance, July 1, 2020	Balance, June 30, 2021
Business-Type Activities:		
Food Service Fund		
Capital Assets, Being Depreciated:		
Machinery and Equipment	\$ 15,258	\$ 15,258
Total Capital Assets Being Depreciated	<u>15,258</u>	<u>15,258</u>
Less Accumulated Depreciation for:		
Machinery and Equipment	<u>(15,258)</u>	<u>(15,258)</u>
Total Accumulated Depreciation	<u>(15,258)</u>	<u>(15,258)</u>
Total Capital Assets, Being Depreciated, Net	<u>-</u>	<u>-</u>
Business-Type Activities Capital Assets, Net	<u>\$ -</u>	<u>\$ -</u>

Depreciation expense was charged to functions/programs of the District as follows:

Governmental activities:

Instruction	
Regular	\$ 54,392
Total Instruction	<u>54,392</u>
Support Services	
Students and Instructional Related Services	86,048
General Administrative Services	4,021
School Administrative Services	44,285
Plant Operations and Maintenance	<u>701,536</u>
Total Support Services	<u>835,890</u>
Total Depreciation Expense - Governmental Activities	<u>\$ 890,282</u>

**RIVER VALE BOARD OF EDUCATION
 NOTES TO THE FINANCIAL STATEMENTS
 FOR THE FISCAL YEAR ENDED JUNE 30, 2021**

NOTE 3 DETAILED NOTES ON ALL FUNDS (Continued)

D. Capital Assets (Continued)

Construction and Other Significant Commitments

The District has the following active construction projects and other commitments as of June 30, 2021:

<u>Project</u>	<u>Spent to Date</u>	<u>Remaining Commitment</u>
Parking Lot Resurfacing	\$ 257,914	\$ 145,786
Total		<u>\$ 145,786</u>

E. Interfund Receivables, Payables, and Transfers

The composition of interfund balances as of June 30, 2021, is as follows:

Due To/From Other Funds

<u>Receivable Fund</u>	<u>Payable Fund</u>	<u>Amount</u>
General Fund	Special Revenue Fund	\$ 2,734
General Fund	Capital Projects Fund	<u>193,418</u>
		<u>\$ 196,152</u>

The above balances are the result of revenues earned or other financing sources received in one fund which are due to another fund and/or expenditures paid by one fund on behalf of another fund and/or to cover cash balances which were in an overdraft position.

The District expects all interfund balances to be liquidated within one year.

Interfund Transfers

	<u>Transfer In:</u>
	<u>General Fund</u>
Transfer Out:	
Capital Projects Fund	<u>\$ 7,712</u>
Total Transfers Out	<u>\$ 7,712</u>

The above transfers are the result of revenues earned and/or other financing sources received in one fund to finance expenditures in another fund.

**RIVER VALE BOARD OF EDUCATION
 NOTES TO THE FINANCIAL STATEMENTS
 FOR THE FISCAL YEAR ENDED JUNE 30, 2021**

NOTE 3 DETAILED NOTES ON ALL FUNDS (Continued)

F. Leases

Capital Leases

The District is leasing boiler and generator improvements and copiers totaling \$557,523 under capital leases. The leases are for terms of 3 to 5 years.

The capital assets acquired through capital leases are as follows:

	<u>Governmental Activities</u>
Machinery and Equipment	\$ <u>557,523</u>
Total	\$ <u>557,523</u>

The unexpended proceeds from capital leases in the amount of \$7,460 at June 30, 2021 are held with the Fiscal Agent.

The future minimum lease obligations and the net present value of these minimum lease payments as of June 30, 2021 were as follows:

<u>Fiscal Year Ending June 30</u>	<u>Amount</u>
2022	\$ 116,889
2023	<u>103,115</u>
Total minimum lease payments	220,004
Less: amount representing interest	<u>(8,577)</u>
Present value of minimum lease payments	<u>\$ 211,427</u>

Statutory Borrowing Power

The Board's remaining borrowing power under N.J.S. 18A:24-19, as amended, at June 30, 2021 was as follows:

3% of Equalized Valuation Basis (Municipal)	\$ 62,854,569
Less: Net Debt	<u>-</u>
Remaining Borrowing Power	<u>\$ 62,854,569</u>

**RIVER VALE BOARD OF EDUCATION
NOTES TO THE FINANCIAL STATEMENTS
FOR THE FISCAL YEAR ENDED JUNE 30, 2021**

NOTE 4 DETAILED NOTES ON ALL FUNDS (Continued)

H. Other Long-Term Liabilities

Changes in Long-Term Liabilities

Long-term liability activity for the fiscal year ended June 30, 2021, was as follows:

	<u>Beginning Balance</u>	<u>Additions</u>	<u>Reductions</u>	<u>Ending Balance</u>	<u>Due Within One Year</u>
Governmental Activities:					
Bonds Payable	\$ 790,000		\$ 790,000		
Deferred Amounts:					
Add: Unamortized Original Issue Premium	-	-	-	-	-
Total Bonds Payable	790,000	-	790,000	-	-
Capital Leases Payable	319,135		107,708	\$ 211,427	\$ 110,970
Compensated Absences	807,462		21,498	785,964	33,856
Net Pension Liability	4,732,145	-	696,537	4,035,608	-
Governmental Activities Long-Term Liabilities	<u>\$ 6,648,742</u>	<u>\$ -</u>	<u>\$ 1,615,743</u>	<u>\$ 5,032,999</u>	<u>\$ 144,826</u>

For the governmental activities, the liabilities for compensated absences, capital leases and net pension liability are generally liquidated by the general fund.

NOTE 4 OTHER INFORMATION

A. Risk Management

The District is exposed to various risks of loss related to property, general liability, automobile coverage, theft of, damage to and destruction of assets; errors and omissions; injuries to employees; student accident; termination of employees and natural disasters. The Board has obtained commercial insurance coverage to guard against these events to minimize the exposure to the District should they occur. A complete schedule of insurance coverage can be found in the statistical section of this Comprehensive Annual Financial Report.

The District provided traditional health coverage with the State Employee Health Benefit Program.

The District is a member of the Northeast Bergen County School Board Insurance Group (NESBIG or Group). The Group is a risk sharing public entity pool, established for the purpose of insuring against worker's compensation claims.

The relationship between the Board and the Group is governed by a contract and by-laws that have been adopted by resolution of each unit's governing body. The Board is contractually obligated to make all annual and supplementary contributions to the funds, to report claims on a timely basis, cooperate with the management of the funds, its claims administrator and attorneys in claims investigation and settlement, and to follow risk management procedures as outlined by the funds. Members have a contractual obligation to fund any deficit of the Group attributable to a membership year during which they were a member.

**RIVER VALE BOARD OF EDUCATION
NOTES TO THE FINANCIAL STATEMENTS
FOR THE FISCAL YEAR ENDED JUNE 30, 2021**

NOTE 4 OTHER INFORMATION (Continued)

A. Risk Management (Continued)

NESBIG provides its members with risk management services, including the defense of and settlement of claims and to establish reasonable and necessary loss reduction and prevention procedures to be followed by the members. Complete financial statements of the Group are on file with the School's Business Administrator.

There has been no significant reduction in Group coverage from the previous year nor have there been any settlements in excess of insurance coverage's in any of the prior three years.

The District has elected to fund its New Jersey Unemployment Compensation Insurance under the "Benefit Reimbursement Method". Under this plan the District is required to reimburse the New Jersey Unemployment Trust Fund for benefits paid to its former employees and charged to its account with the State. The District is billed quarterly for amounts due to the State. The following is a summary of District contributions, employee contributions, reimbursements to the State for benefits paid and the ending balance of the District's fiduciary trust fund for the current and previous two years:

Fiscal Year Ended <u>June 30,</u>	<u>District Contributions</u>	<u>Employee Contributions</u>	<u>Interest Earnings</u>	<u>Amount Reimbursed</u>	<u>Ending Balance</u>
2021		\$ 60,874	\$ 1,840	\$ 57,665	\$ 755,792
2020		41,748	9,205	27,012	753,953
2019		30,537	10,689	12,435	730,012

B. Contingent Liabilities

The District is a party defendant in some lawsuits, none of a kind unusual for a school district of its size and scope of operation. In the opinion of the Board's Attorney the potential claims against the District not covered by insurance policies would not materially affect the financial condition of the District.

Federal and State Awards – The Board participates in a number of federal and state programs that are fully or partially funded by grants received from other governmental units. Expenditures financed by grants are subject to audit by the appropriate grantor government. If expenditures are disallowed due to noncompliance with grant program regulations, the Board may be required to reimburse the grantor government. As of June 30, 2021, significant amounts of grant expenditures have not been audited by the various grantor agencies but the Board believes that disallowed expenditures, if any, based on subsequent audits will not have a material effect on any of the individual governmental funds or the overall financial position of the District.

C. Federal Arbitrage Regulations

The District is subject to Section 148 of the Internal Revenue Code as it pertains to the arbitrage rebate on all tax-exempt obligations, both long and short-term debt. Under the 1986 Tax Reform Act, the Internal Revenue Service (IRS) required that all excess earnings from investment proceeds be rebated to the IRS. Arbitrage, for purposes of these regulations, is defined as the difference between the yield on the investment and the yield on the obligations issued. If there are excess earnings, this amount may be required to be rebated to the IRS. At June 30, 2021, the District has not estimated its arbitrage earnings due to the IRS, if any.

**RIVER VALE BOARD OF EDUCATION
 NOTES TO THE FINANCIAL STATEMENTS
 FOR THE FISCAL YEAR ENDED JUNE 30, 2021**

NOTE 4 OTHER INFORMATION (Continued)

D. Employee Retirement Systems and Pension Plans

Plan Descriptions and Benefits Provided

The State of New Jersey sponsors and administers the following contributory defined benefit public employee retirement systems (retirement systems) covering substantially all Board employees who are eligible for pension coverage:

Public Employees' Retirement System (PERS) – Established in January 1955, under the provisions of N.J.S.A. 43:15A to provide coverage, to substantially all full time employees of the State or any county, municipality, school district, or public agency provided the employee is not a member of another State-administered retirement system. Membership is mandatory for such employees. PERS is a cost sharing multiple employer defined benefit pension plan. For additional information about PERS, please refer to the State Division of Pension and Benefits (Division's) Comprehensive Annual Financial Report (CAFR) which can be found at www.state.nj.us/treasury/pensions.

The vesting and benefit provisions are set by N.J.S.A. 43:15A. PERS provides retirement, death, and disability benefits. All benefits vest after ten years of service, except for medical benefits, which vest after 25 years of service or under the disability provisions of PERS.

The following represents the membership tiers for PERS:

Tier	Definition
1	Members who were enrolled prior to July 1, 2007
2	Members who were eligible to enroll on or after July 1, 2007 and prior to November 2, 2008
3	Members who were eligible to enroll on or after November 2, 2008 and prior to May 22, 2010
4	Members who were eligible to enroll on or after May 22, 2010 and prior to June 28, 2011
5	Members who were eligible to enroll on or after June 28, 2011

Service retirement benefits of 1/55th of final average salary for each year of service credit is available to tier 1 and 2 members upon reaching age 60 and to tier 3 members upon reaching age 62. Service retirement benefits of 1/60th of final average salary for each year of service credit is available to tier 4 members upon reaching age 62 and tier 5 members upon reaching age 65. Early retirement benefits are available to tier 1 and 2 members before reaching age 60, tier 3 and 4 members with 25 or more years of service credit before age 62, and tier 5 members with 30 or more years of service credit before age 65. Benefits are reduced by a fraction of a percent for each month that a member retires prior to the age at which a member can receive full early retirement benefits in accordance with their respective tier. Tier 1 members can receive an unreduced benefit from age 55 to age 60 if they have at least 25 years of service. Deferred retirement is available to members who have at least ten years of service credit and have not reached the service retirement age for the respective tier.

Teachers' Pension and Annuity Fund (TPAF) – Established in January 1955, under the provisions of N.J.S.A. 18A:66 to provide coverage to substantially all full time certified teachers or professional staff of the public school systems in the State. Membership is mandatory for such employees. TPAF is a cost sharing multiple- employer defined benefit pension plan with a special funding situation, which the State is responsible to fund 100% of local employer contributions, excluding any local employer early retirement incentive (ERI) contributions. For additional information about TPAF, please refer to the State Division of Pension and Benefits (Division's) Comprehensive Annual Financial Report (CAFR) which can be found at www.state.nj.us/treasury/pensions.

The vesting and benefit provisions are set by N.J.S.A. 18A:66. TPAF provides retirement, death, and disability benefits. All benefits vest after ten years of service, except for medical benefits, which vest after 25 years of service or under the disability provisions of TPAF. Members are always fully vested for their own contributions and, after three years of service credit, become vested for 2% of related interest earned on the contributions. In the case of death before retirement, members' beneficiaries are entitled to full interest credited to the members' accounts.

**RIVER VALE BOARD OF EDUCATION
 NOTES TO THE FINANCIAL STATEMENTS
 FOR THE FISCAL YEAR ENDED JUNE 30, 2021**

NOTE 4 OTHER INFORMATION (Continued)

D. Employee Retirement Systems and Pension Plans (Continued)

Teachers' Pension and Annuity Fund (TPAF) (Continued)

The following represent the membership tiers for TPAF:

Tier	Definition
1	Members who were enrolled prior to July 1, 2007
2	Members who were eligible to enroll on or after July 1, 2007 and prior to November 2, 2008
3	Members who were eligible to enroll on or after November 2, 2008 and prior to May 22, 2010
4	Members who were eligible to enroll on or after May 22, 2010 and prior to June 28, 2011
5	Members who were eligible to enroll on or after June 28, 2011

Service retirement benefits of 1/55th of final average salary for each year of service credit is available to tier 1 and 2 members upon reaching age 60 and to tier 3 members upon reaching age 62. Service retirement benefits of 1/60th of final average salary for each year of service credit is available to tier 4 members upon reached age 62 and tier 5 members upon reaching age 65. Early retirement benefits are available to tier 1 and 2 members before reaching age 60, tier 3 and 4 members with 25 or more years of service credit before age 62, and tier 5 members with 30 or more years of service credit before age 65. Benefits are reduced by a fraction of a percent for each month that a member retires prior to the retirement for his/her respective tier. Deferred retirement is available to members who have at least ten years of service credit and have not reached the service retirement age for the respective tier.

The State of New Jersey sponsors and administers the following defined contribution public employee retirement program covering certain state and local government employees which include those Board employees who are eligible for pension coverage.

Defined Contribution Retirement Program (DCRP) – established under the provisions of Chapter 92, P.L. 2007 and Chapter 103, P.L. 2008 to provide coverage to elected and certain appointed officials, effective July 1, 2007 and employees enrolled in PERS or TPAF on or after July 1, 2007 who earn in excess of established annual maximum compensation limits (equivalent to annual maximum wage for social security deductions). This provision was extended by Chapter 1, P.L. 2010, effective May 21, 2010, to new employees (Tier 2) of the PFRS and new employees who would otherwise be eligible to participate in PERS or TPAF on or after November 2, 2008 and do not earn the minimum salary required or do not work the minimum required hours but earn a base salary of at least \$5,000 are eligible for participation in the DCRP. Membership is mandatory for such individuals with vesting occurring after one (1) year of membership. DCRP is a defined contribution pension plan.

Other Pension Funds

The State established and administers a Supplemental Annuity Collective Trust Fund (SACT) which is available to active members of the State-administered retirement systems to purchase annuities to supplement the guaranteed benefits provided by their retirement system. The state or local government employers do not appropriate funds to SACT.

The cost of living increase for PERS and TPAF, are funded directly by each of the respective systems but are currently suspended as a result of reform legislation.

According to state law, all obligations of each retirement system will be assumed by the State of New Jersey should any retirement system be terminated.

The State of New Jersey, Department of the Treasury, Division of Pensions and Benefits (“Division”), issues publicly available financial reports that include the financial statements and required supplementary information of each of the above systems. The financial reports may be accessed via the New Jersey, Division of Pensions and Benefits, website at www.state.nj.us/treasury/pensions.

**RIVER VALE BOARD OF EDUCATION
NOTES TO THE FINANCIAL STATEMENTS
FOR THE FISCAL YEAR ENDED JUNE 30, 2021**

NOTE 4 OTHER INFORMATION (Continued)

D. Employee Retirement Systems and Pension Plans (Continued)

Plan Amendments

The authority to amend the provisions of the above plans rests with legislation passed by the State of New Jersey. Pension reforms enacted pursuant to Chapter 78, P.L. 2011 included provisions creating special Pension Plan Design Committees for TPAF and PERS, once a Target Funded Ratio (TFR) is met. The Pension Plan Design Committees will have the discretionary authority to modify certain plan design features, including member contribution rate; formula for calculation of final compensation of final salary; fraction used to calculate a retirement allowance; age at which a member may be eligible and the benefits for service or early retirement; and benefits provided for disability retirement. The committees will also have the authority to reactivate the cost of living adjustment (COLA) on pensions. However, modifications can only be made to the extent that the resulting impact does not cause the funded ratio to drop below the TFR in any one year of a 30-year projection period.

Measurement Focus and Basis of Accounting

The financial statements of the retirement systems are prepared in accordance with U.S. generally accepted accounting principles as applicable to governmental organizations. In doing so, the Division adheres to reporting requirements established by the Governmental Accounting Standards Board (GASB).

The accrual basis of accounting is used for measuring financial position and changes in net position of the pension trust funds. Under this method, contributions are recorded in the accounting period in which they are legally due from the employer or plan member, and deductions are recorded at the time the liabilities are due and payable in accordance with the terms of each plan. The accounts of the Division are organized and operated on the basis of funds. All funds are accounted for using an economic resources measurement focus.

Investment Valuation

The Division of Investment, Department of the Treasury, State of New Jersey (Division of Investment) manages and invests certain assets of the retirement systems. Prudential retirement is the third-party administrator for the DCRP and provides record keeping, administrative services and investment options. Investment transactions are accounted for on a trade or investment date basis. Interest and dividend income is recorded on the accrual basis, with dividends accruing on the ex-dividend date. The net increase or decrease in the fair value of investments includes the net realized and unrealized gains or losses on investments.

The State of New Jersey, Department of the Treasury, Division of Investment issues publicly available financial reports that include the financial statements of the State of New Jersey Cash Management Fund. The financial reports may be obtained in writing to the State of New Jersey, Department of the Treasury, Division of Investment, P.O. Box 290, Trenton, New Jersey 08625-0290 or at www.state.nj.us/treasury/doinvest.

**RIVER VALE BOARD OF EDUCATION
 NOTES TO THE FINANCIAL STATEMENTS
 FOR THE FISCAL YEAR ENDED JUNE 30, 2021**

NOTE 4 OTHER INFORMATION (Continued)

D. Employee Retirement Systems and Pension Plans (Continued)

Collective Net Pension Liability

The collective net pension liability of the participating employers for local PERS at June 30, 2020 is \$16.4 billion and the plan fiduciary net position as a percentage of the total pension liability is 58.32%. The collective net pension liability of the State funded TPAF at June 30, 2020 is \$66.0 billion and the plan fiduciary net position as a percentage of total pension liability is 24.60%.

The total pension liabilities were determined based on actuarial valuations as of July 1, 2019 which were rolled forward to June 30, 2020.

Actuarial Methods and Assumptions

In the July 1, 2019 PERS and TPAF actuarial valuation, the actuarial assumptions and methods used in these valuations were described in the Actuarial Assumptions and Methods section of the Actuary's report and are included here in this note to the financial statements. The pension systems selected economic and demographic assumptions and prescribed them for use for purposes of compliance with GASB Statement No. 68. The Actuary provided guidance with respect to these assumptions, and it is their belief that the assumptions represent reasonable expectations of anticipated plan experience.

Employer and Employee Pension Contributions

The contribution policy is set by laws of the State of New Jersey and contributions are required by active members and participating employers. Plan members and employer contributions may be amended by State of New Jersey legislation with the amount of contributions by the State of New Jersey contingent upon the Annual Appropriations Act. As defined, the retirement systems require employee contributions based on 7.50% for PERS, 7.50% for TPAF and 5.50% for DCRP of the employee's annual compensation for fiscal year 2021.

PERS employers' and TPAF State's nonemployer contributions are based on actuarially determined amounts, which include the normal cost and unfunded accrued liability. For the fiscal year ended June 30, 2021 for TPAF, which is a cost sharing multiple employer defined benefit pension plan with a special funding situation, the State's annual pension contribution was less than the actuarial determined amount. For local PERS, which is a cost sharing multiple employer defined benefit pension plan, the annual pension contributions were equal to the actuarial determined amounts. TPAF nonemployer contributions are made annually by the State of New Jersey to the pension system on behalf of the Board. PERS employer contributions are made annually by the Board to the pension system in accordance with Chapter 114, P.L. 1997. In the DCRP, which is a defined contribution plan, member contributions are matched by a 3% employer contribution. All PERS and DCRP contributions made by the Board for fiscal years 2021, 2020 and 2019 were equal to the required contributions.

During the fiscal years ended June 30, 2021, 2020 and 2019 the Board was required to contribute for PERS and DCRP and the State of New Jersey, as a nonemployer contributing entity, contributed for TPAF, respectively for normal cost pension and unfunded accrued liability contributions (including non-contributory group life insurance (NCGI)) the following amounts:

Fiscal Year Ended <u>June 30,</u>	<u>PERS</u>	On-behalf <u>TPAF</u>	<u>DCRP</u>
2021	\$ 270,721	\$ 2,763,185	\$ 38,121
2020	255,461	2,068,851	36,174
2019	256,560	1,887,053	31,236

**RIVER VALE BOARD OF EDUCATION
NOTES TO THE FINANCIAL STATEMENTS
FOR THE FISCAL YEAR ENDED JUNE 30, 2021**

NOTE 4 OTHER INFORMATION (Continued)

D. Employee Retirement Systems and Pension Plans (Continued)

Employer and Employee Pension Contributions (Continued)

In addition for fiscal years 2021, 2020 and 2019 the District contributed \$0, \$1,243 and \$1,529 respectively for PERS and the State contributed \$800, \$919 and \$1,114, respectively for TPAF for Long Term Disability Insurance Premium (LTDI).

The PERS contributions are recognized in the governmental fund financial statements (modified accrual basis) as an expenditure. The on-behalf TPAF contributions are recognized in the governmental fund financial statements (modified accrual basis) as both a revenue and expenditure in accordance with GASB Statement No. 85, *Omnibus 2017* (GASB No. 85). The DCRP contributions are recognized in the governmental fund financial statements (modified accrual basis) as an expenditure, as well as, the district-wide financial statements (accrual basis) as an expense.

Also, in accordance with N.J.S.A. 18A:66-66 the State of New Jersey reimbursed the Board \$754,142 during the fiscal year ended June 30, 2021 for the employer's share of social security contributions for TPAF members as calculated on their base salaries. This amount has been recognized in the district-wide financial statements (accrual basis) and the governmental fund financial statements (modified accrual basis) as both a revenue and expense/expenditure in accordance with GASB No. 85.

Pension Liabilities, Pension Expense, and Deferred Outflows of Resources and Deferred Inflows of Resources Related to Pensions

Public Employees Retirement System (PERS)

GASB Statement No. 68, *Accounting and Financial Reporting for Pensions*, (GASB No. 68) requires participating employers in PERS to recognize their proportionate share of the collective net pension liability, collective deferred outflows of resources, collective deferred inflows of resources and collective pension expense. The employer allocation percentages presented are based on the ratio of the contributions as an individual employer to total contributions to the PERS during the measurement period July 1, 2019 through June 30, 2020. Employer allocation percentages have been rounded for presentation purposes.

Although the NJ Division of Pensions and Benefits ("Division") administers one cost-sharing multiple employer defined benefit pension plan, separate (sub) actuarial valuations are prepared to determine the actuarial determined contribution rate by group. Following this method, the measurement of the collective net pension liability, deferred outflows of resources, deferred inflows of resources and pension expense are determined separately for each individual employer of the State and local groups of the plan.

To facilitate the separate (sub) actuarial valuations, the Division maintains separate accounts to identify additions, deductions, and fiduciary net position applicable to each group. The allocation percentages are presented for each group. The allocation percentages for each group as of June 30, 2020 are based on the ratio of each employer's contribution to total employer contributions of the group for the fiscal year ended June 30, 2020.

At June 30, 2021, the District reported in the statement of net position (accrual basis) a liability of \$4,035,608 for its proportionate share of the PERS net pension liability. The net pension liability was measured as of June 30, 2020 and was determined by an actuarial valuation as of July 1, 2019. The District's proportionate share of the net pension liability was based on the ratio of the District's share of contributions to the pension plan relative to the total contributions of all participating governmental entities, for the year ended June 30, 2020. At June 30, 2020, the District's proportionate share was .02474 percent, which was a decrease of .00152 percent from its proportionate share measured as of June 30, 2019 of .02626 percent.

**RIVER VALE BOARD OF EDUCATION
NOTES TO THE FINANCIAL STATEMENTS
FOR THE FISCAL YEAR ENDED JUNE 30, 2021**

NOTE 4 OTHER INFORMATION (Continued)

D. Employee Retirement Systems and Pension Plans (Continued)

Pension Liabilities, Pension Expense, and Deferred Outflows of Resources and Deferred Inflows of Resources Related to Pensions (Continued)

Public Employees Retirement System (PERS) (Continued)

For the fiscal year ended June 30, 2021, the District recognized in the district-wide statement of activities (accrual basis) pension benefit of \$24,237 for PERS. The pension contribution made by the District during the current 2020/2021 fiscal year is the contribution that is applied to the net pension liability reported at the end of the current fiscal year of June 30, 2021 with a measurement date of the prior fiscal year end of June 30, 2020. Since the State of New Jersey applies the current year pension contribution towards the calculation of the net pension liability reported at the end of the current fiscal year, which has a measurement date of the preceding fiscal year end, there is no deferred outflows of resources reported as of June 30, 2021 for contributions made subsequent to the measurement date. At June 30, 2021, the District reported deferred outflows of resources and deferred inflows of resources related to PERS pension from the following sources:

	<u>Deferred Outflows of Resources</u>	<u>Deferred Inflows of Resources</u>
Difference Between Expected and Actual Experience	\$ 73,482	\$ 14,272
Changes of Assumptions	130,920	1,689,747
Net Difference Between Projected and Actual Earnings on Pension Plan Investments	137,940	
Changes in Proportion and Differences Between District Contributions and Proportionate Share of Contributions	<u>65,514</u>	<u>444,590</u>
Total	<u>\$ 407,856</u>	<u>\$ 2,148,609</u>

At June 30, 2021, the amounts reported as deferred outflows of resources and deferred inflows of resources related to PERS pension will be recognized in pension expense/(benefit) as follows:

<u>Year Ending June 30,</u>	<u>Total</u>
2022	\$ (654,750)
2023	(576,796)
2024	(325,324)
2025	(152,657)
2026	(31,226)
Thereafter	<u>-</u>
	<u>\$ (1,740,753)</u>

**RIVER VALE BOARD OF EDUCATION
 NOTES TO THE FINANCIAL STATEMENTS
 FOR THE FISCAL YEAR ENDED JUNE 30, 2021**

NOTE 4 OTHER INFORMATION (Continued)

D. Employee Retirement Systems and Pension Plans (Continued)

**Pension Liabilities, Pension Expense, and Deferred Outflows of Resources and Deferred Inflows of Resources
 Related to Pensions (Continued)**

Public Employees Retirement System (PERS) (Continued)

Actuarial Assumptions

The District's total pension liability for the June 30, 2020 measurement date was determined by an actuarial valuation as of July 1, 2019, which was rolled forward to June 30, 2020. This actuarial valuation used the following actuarial assumptions, applied to all periods in the measurement.

	<u>PERS</u>
Inflation Rate:	
Price	2.75%
Wage	3.25%
Salary Increases:	
Through 2026	2.00-6.00% Based on Years of Service
Thereafter	3.00%-7.00% Based on Years of Service
Investment Rate of Return	7.00%
Mortality Rate Table	Pub-2010

Assumptions for mortality improvements are based on Society of Actuaries Scale MP-2020.

The actuarial assumptions used in the July 1, 2019 valuation were based on the results of an actuarial experience study for the period July 1, 2014 to June 30, 2018.

**RIVER VALE BOARD OF EDUCATION
NOTES TO THE FINANCIAL STATEMENTS
FOR THE FISCAL YEAR ENDED JUNE 30, 2021**

NOTE 4 OTHER INFORMATION (Continued)

D. Employee Retirement Systems and Pension Plans (Continued)

Pension Liabilities, Pension Expense, and Deferred Outflows of Resources and Deferred Inflows of Resources Related to Pensions (Continued)

Public Employees Retirement System (PERS) (Continued)

Long-Term Expected Rate of Return

In accordance with State statute, the long-term expected rate of return on plan investments (7% at June 30, 2020) is determined by the State Treasurer, after consultation with the Directors of the Division of Investment and Division of Pensions and Benefits, the board of trustees and actuaries. The long-term expected rate of return on pension plan investments was determined using a building-block method in which best-estimate ranges of expected future real rates of return (expected returns, net of pension plans investment expense and inflation) are developed for each major asset class. These ranges are combined to produce the long-term expected rate of return by weighting the expected future real rates of return by the target asset allocation percentage and by adding expected inflation. Best estimates of arithmetic real rates of return for each major asset class included in the PERS's target asset allocation as of June 30, 2020 are summarized in the following table:

<u>Asset Class</u>	<u>Target Allocation</u>	<u>Long-Term Expected Real Rate of Return</u>
Risk Mitigation Strategies	3.00%	3.40%
Cash Equivalents	4.00%	0.50%
U.S. Treasuries	5.00%	1.94%
Investment Grade Credit	8.00%	2.67%
US Equity	27.00%	7.71%
Non-US Developed Markets Equity	13.50%	8.57%
Emerging Markets Equity	5.50%	10.23%
High Yield	2.00%	5.95%
Real Assets	3.00%	9.73%
Private Credit	8.00%	7.59%
Real Estate	8.00%	9.56%
Private Equity	13.00%	11.42%

Discount Rate

The discount rate used to measure the total pension liabilities of the PERS plan was as follows:

<u>Fiscal Year</u>	<u>Measurement Date</u>	<u>Discount Rate</u>
2021	June 30, 2020	7.00%
2020	June 30, 2019	6.28%

**RIVER VALE BOARD OF EDUCATION
NOTES TO THE FINANCIAL STATEMENTS
FOR THE FISCAL YEAR ENDED JUNE 30, 2021**

NOTE 4 OTHER INFORMATION (Continued)

D. Employee Retirement Systems and Pension Plans (Continued)

Pension Liabilities, Pension Expense, and Deferred Outflows of Resources and Deferred Inflows of Resources Related to Pensions (Continued)

Public Employees Retirement System (PERS) (Continued)

Discount Rate (Continued)

There was no crossover period for the PERS defined benefit plan. Therefore the long-term expected rate of return on plan investments was applied to all projected benefit payments to determine the total pension liability.

Sensitivity of Net Pension Liability

The following presents the District’s proportionate share of the PERS net pension liability calculated using the discount rate of 7.00%, as well as what the District’s proportionate share of the PERS net pension liability would be if it were calculated using a discount rate that is 1-percentage-point lower (6.00 percent) or 1-percentage-point higher (8.00 percent) than the current rate:

	1% Decrease <u>6.00%</u>	Current Discount Rate <u>7.00%</u>	1% Increase <u>8.00%</u>
District's Proportionate Share of the PERS Net Pension Liability	\$ <u>5,080,157</u>	\$ <u>4,035,608</u>	\$ <u>3,149,279</u>

The sensitivity analysis was based on the proportionate share of the District’s net pension liability as of the measurement date of June 30, 2020. A sensitivity analysis specific to the District’s net pension liability at June 30, 2020 was not provided by the pension system.

Pension Plan Fiduciary Net Position

Detailed information about the PERS pension plan’s fiduciary net position is available in the separately issued financial report from the State of New Jersey, Department of the Treasury, Division of Pension and Benefits. The financial report may be accessed via the New Jersey, Division of Pensions and Benefits, website at www.state.nj.us/treasury/pensions.

**RIVER VALE BOARD OF EDUCATION
NOTES TO THE FINANCIAL STATEMENTS
FOR THE FISCAL YEAR ENDED JUNE 30, 2021**

NOTE 4 OTHER INFORMATION (Continued)

D. Employee Retirement Systems and Pension Plans (Continued)

Pension Liabilities, Pension Expense, and Deferred Outflows of Resources and Deferred Inflows of Resources Related to Pensions (Continued)

Teachers Pension and Annuity Fund (TPAF)

GASB No. 68, requires participating employers in TPAF to recognize their proportionate share of the collective net pension liability, collective deferred outflows of resources, collective deferred inflows of resources and collective pension expense. The non-employer allocation percentages presented are based on the ratio of the State's contributions made as an employee and non-employer adjusted for unpaid early retirement incentives to total contributions to TPAF during the measurement period July 1, 2019 through June 30, 2020. Non-employer allocation percentages have been rounded for presentation purposes.

The contribution policy for TPAF is set by N.J.S.A. 18A:66 and requires contributions by active members and non-employer contributions by the State. State legislation has modified the amount that is contributed by the State. The State's pension contribution is based on an actuarially determined amount, which includes the employer portion of the normal cost and an amortization of the unfunded accrued liability. For the fiscal year ended June 30, 2020, the State's pension contribution was less than the actuarial determined amount.

In accordance with GASB No. 68, the District is not required to recognize a net pension liability for TPAF. The State of New Jersey, as a nonemployer contributing entity, is the only entity that has a legal obligation to make employer contributions to TPAF on behalf of the District. Accordingly, the District's proportionate share percentage determined under Statement No. 68 is zero percent and the State's proportionate share is 100% of the net pension liability attributable to the District for TPAF. Therefore, in addition, the District does not recognize any portion of the TPAF collective deferred outflows of resources and deferred inflows of resources.

For the fiscal year ended June 30, 2021, the District recognized in the district-wide statement of activities (accrual basis) pension expense of \$3,794,264 for TPAF. This amount has been included in the district-wide statement of activities (accrual basis) as both a revenue and expense in accordance with GASB No. 85.

At June 30, 2021 the State's proportionate share of the net pension liability attributable to the District is \$61,016,475. The net pension liability was measured as of June 30, 2020 and was determined by an actuarial valuation as of July 1, 2019. The nonemployer allocation percentages are based on the ratio of the State's contributions made as a nonemployer attributable to the District adjusted for unpaid early retirement incentives relative to total contributions to TPAF during the year ended June 30, 2020. At June 30, 2020, the State's share of the net pension liability attributable to the District was .09266 percent, which was a decrease of .00132 percent from its proportionate share measured as of June 30, 2019 of .09398 percent.

**RIVER VALE BOARD OF EDUCATION
 NOTES TO THE FINANCIAL STATEMENTS
 FOR THE FISCAL YEAR ENDED JUNE 30, 2021**

NOTE 4 OTHER INFORMATION (Continued)

D. Employee Retirement Systems and Pension Plans (Continued)

Pension Liabilities, Pension Expense, and Deferred Outflows of Resources and Deferred Inflows of Resources Related to Pensions (Continued)

Teachers Pension and Annuity Fund (TPAF) (Continued)

Actuarial Assumptions

The total pension liability for the June 30, 2020 measurement date was determined by an actuarial valuation as of July 1, 2019, which was rolled forward to June 30, 2020. This actuarial valuation used the following actuarial assumptions, applied to all periods in the measurement.

	<u>TPAF</u>
Inflation Rate:	
Price	2.75%
Wage	3.25%
Salary Increases:	
Through 2026	1.55-4.55% Based on Years of Service
Thereafter	2.75%-5.65% Based on Years of Service
Investment Rate of Return	7.00%
Mortality Rate Table	Pub-2010

Assumptions for mortality improvements are based on Society of Actuaries Scale MP-2020.

The actuarial assumptions used in the July 1, 2019 valuation were based on the results of an actuarial experience study for the period July 1, 2015 to June 30, 2018.

**RIVER VALE BOARD OF EDUCATION
NOTES TO THE FINANCIAL STATEMENTS
FOR THE FISCAL YEAR ENDED JUNE 30, 2021**

NOTE 4 OTHER INFORMATION (Continued)

D. Employee Retirement Systems and Pension Plans (Continued)

Pension Liabilities, Pension Expense, and Deferred Outflows of Resources and Deferred Inflows of Resources Related to Pensions (Continued)

Teachers Pension and Annuity Fund (TPAF) (Continued)

Long-Term Expected Rate of Return

In accordance with State statute, the long-term expected rate of return on plan investments (7% at June 30, 2020) is determined by the State Treasurer, after consultation with the Directors of the Division of Investment and Division of Pensions and Benefits, the board of trustees and actuaries. The long-term expected rate of return on pension plan investments was determined using a building-block method in which best-estimate ranges of expected future real rate of return (expected returns, net of pension plans investment expense and inflation) are developed for each major asset class. These ranges are combined to produce the long-term expected rate of return by weighting the expected future real rates of return by the target asset allocation percentage and by adding expected inflation. Best estimates of arithmetic real rates of return for each major asset class included in the TPAF's target asset allocation as of June 30, 2020 are summarized in the following table:

<u>Asset Class</u>	<u>Target Allocation</u>	<u>Long-Term Expected Real Rate of Return</u>
Risk Mitigation Strategies	3.00%	3.40%
Cash Equivalents	4.00%	0.50%
U.S. Treasuries	5.00%	1.94%
Investment Grade Credit	8.00%	2.67%
US Equity	27.00%	7.71%
Non-US Developed Markets Equity	13.50%	8.57%
Emerging Markets Equity	5.50%	10.23%
High Yield	2.00%	5.95%
Real Assets	3.00%	9.73%
Private Credit	8.00%	7.59%
Real Estate	8.00%	9.56%
Private Equity	13.00%	11.42%

**RIVER VALE BOARD OF EDUCATION
 NOTES TO THE FINANCIAL STATEMENTS
 FOR THE FISCAL YEAR ENDED JUNE 30, 2021**

NOTE 4 OTHER INFORMATION (Continued)

D. Employee Retirement Systems and Pension Plans (Continued)

Pension Liabilities, Pension Expense, and Deferred Outflows of Resources and Deferred Inflows of Resources Related to Pensions (Continued)

Teachers Pension and Annuity Fund (TPAF) (Continued)

Discount Rate

The discount rate used to measure the total pension liabilities of the TPAF plan was as follows:

<u>Fiscal Year</u>	<u>Measurement Date</u>	<u>Discount Rate</u>
2021	June 30, 2020	5.40%
2020	June 30, 2019	5.60%

The following table represents the crossover period, if applicable, for the TPAF defined benefit plan:

Period of Projected Benefit	
Payments for which the Following	
Rates were Applied:	
Long-Term Expected Rate of Return	Through June 30, 2062
Municipal Bond Rate *	From July 1, 2062 and Thereafter

* The municipal bond return rate used is 2.21% as of the measurement date of June 30, 2020. The source is the Bond Buyer Go 20-Bond Municipal Bond Index, which includes tax-exempt general obligation municipal bonds with an average rating of AA/Aa or higher.

Sensitivity of Net Pension Liability

The following presents the State's proportionate share of the TPAF net pension liability attributable to the District calculated using the discount rate of 5.40%, as well as what the State's proportionate share of the TPAF net pension liability attributable to the District that would be if it were calculated using a discount rate that is 1-percentage-point lower (4.40 percent) or 1-percentage-point higher (6.40 percent) than the current rate:

	1% Decrease (4.40%)	Current Discount Rate (5.40%)	1% Increase (6.40%)
State's Proportionate Share of the TPAF Net Pension Liability Attributable to the District	<u>\$ 71,670,996</u>	<u>\$ 61,016,475</u>	<u>\$ 52,169,684</u>

The sensitivity analysis was based on the State's proportionate share of the net pension liability attributable to the District as of the measurement date of June 30, 2020. A sensitivity analysis specific to the State's proportionate share of the net pension liability attributable to the District at June 30, 2020 was not provided by the pension system.

**RIVER VALE BOARD OF EDUCATION
NOTES TO THE FINANCIAL STATEMENTS
FOR THE FISCAL YEAR ENDED JUNE 30, 2021**

NOTE 4 OTHER INFORMATION (Continued)

D. Employee Retirement Systems and Pension Plans (Continued)

Pension Liabilities, Pension Expense, and Deferred Outflows of Resources and Deferred Inflows of Resources Related to Pensions (Continued)

Teachers Pension and Annuity Fund (TPAF) (Continued)

Pension Plan Fiduciary Net Position

Detailed information about the TPAF pension plan's fiduciary net position is available in the separately issued financial report from the State of New Jersey, Department of the Treasury, Division of Pension and Benefits. The financial report may be accessed via the New Jersey, Division of Pensions and Benefits, website at www.state.nj.us/treasury/pensions.

E. Post-Retirement Medical Benefits

The State of New Jersey sponsors and administers the post-retirement health benefit program plan for school districts.

As a result of implementing GASB Statement No. 74, *Financial Reporting for Postemployment Benefit Plans Other than Pension Plans*, the post-retirement health benefit program plan is reported in an Agency Fund in the New Jersey Comprehensive Annual Financial Report for the fiscal year ended June 30, 2020. In addition, the plan is administered on a pay-as-you-go basis. Therefore, the plan has no assets accumulated in a trust. In accordance with GASB Statement No. 75, *Accounting and Financial Reporting for Postemployment Benefits Other than Pension* (GASB No. 75), the plan is classified as a multiple-employer defined benefit OPEB plan with a special funding situation that is not administered through a trust that meets the criteria in paragraph 4 of GASB No. 75.

Plan Description and Benefits Provided

The State of New Jersey sponsors and administers the following post-retirement health benefit program plan covering certain local school district employees, including those Board employees and retirees eligible for coverage.

State Health Benefit Program Fund – Local Education Retired Employees Plan (including Prescription Drug Program Fund) – N.J.S.A. 52:14-17.32f provides medical coverage, prescription drug benefits and Medicare Part B reimbursement to qualified retired education employees and their covered dependents. The State of New Jersey provides employer-paid coverage to members of the TPAF who retire from a board of education or county college with 25 years of service or on a disability retirement. Under the provisions of Chapter 126, P.L. 1992, the State also provides employer-paid coverage to members of the PERS and Alternate Benefits Program (ABP) who retire from a board of education or county college with 25 years of service or on a disability retirement if the member's employer does not provide this coverage. Certain local participating employers also provide post-retirement medical coverage to their employees. Retirees who are not eligible for employer paid health coverage at retirement can continue in the program if their employer participates in this program or if they are participating in the health benefits plan of their former employer and are enrolled in Medicare Parts A and B by paying the cost of the insurance for themselves and their covered dependents.

Pursuant to Chapter 78, P.L. 2011, future retirees eligible for postretirement medical coverage who have less than 20 years of creditable service on June 28, 2011 will be required to pay a percentage of the cost of their health care coverage in retirement provided they retire with 25 or more years of pension service credit. The percentage of the premium for which the retiree will be responsible will be determined based on the retiree's annual retirement benefit and level of coverage.

**RIVER VALE BOARD OF EDUCATION
 NOTES TO THE FINANCIAL STATEMENTS
 FOR THE FISCAL YEAR ENDED JUNE 30, 2021**

NOTE 4 OTHER INFORMATION (Continued)

E. Post-Retirement Medical Benefits (Continued)

The State of New Jersey, Department of the Treasury, Division of Pensions and Benefits, issues publicly available financial reports that include the financial statements and required supplementary information of the above Fund. The financial reports may be accessed via the State of New Jersey, Department of the Treasury, Division of Pensions and Benefits, website at www.state.nj.us/treasury/pensions.

Plan Membership

Membership of the defined benefit OPEB plan consisted of the following at June 30, 2019:

Active Plan Members	216,804
Inactive Plan Members or Beneficiaries Currently Receiving Benefits	149,304
Inactive Plan Members Entitled to but not yet Receiving Benefits	<u> -</u>
Total	<u>366,108</u>

Measurement Focus and Basis of Accounting

The financial statements of the post-employment health benefit plans are prepared in accordance with U.S. generally accepted accounting principles as applicable to governmental organizations. In doing so, the Division adheres to reporting requirements established by the Governmental Accounting Standards Board (GASB).

The accrual basis of accounting is used for measuring financial position and changes in net position of the post-employment health benefit plans. Under this method, contributions are recorded in the accounting period in which they are legally due from the employer or plan member, and deductions are recorded at the time the liabilities are due and payable in accordance with the terms of each plan. The accounts of the Division are organized and operated on the basis of funds. All funds are accounted for using an economic resources measurement focus.

Investment Valuation

Investments are reported at fair value. Investments that do not have an established market are reported at estimated fair value. Fair value is the amount at which a financial instrument could be exchanged in a current transaction between willing parties, other than in a forced or liquidation sale.

Collective Net OPEB Liability

The collective net OPEB liability of the State, as the non-employer contributing entity, of the plan at June 30, 2020 is \$67.8 billion, and the plan fiduciary net position as a percentage of the total OPEB liability is zero percent.

The total OPEB liabilities were determined based on actuarial valuations as of June 30, 2019 which were rolled forward to June 30, 2020.

**RIVER VALE BOARD OF EDUCATION
NOTES TO THE FINANCIAL STATEMENTS
FOR THE FISCAL YEAR ENDED JUNE 30, 2021**

NOTE 4 OTHER INFORMATION (Continued)

E. Post-Retirement Medical Benefits (Continued)

Actuarial Methods and Assumptions

In the June 30, 2019 OPEB actuarial valuation, the actuarial assumptions and methods used in these valuations were described in the Actuarial Assumptions and Methods section of the Actuary's report and are included here in this note to the financial statements. The Plan selected economic and demographic assumptions and prescribed them for use for purposes of compliance with GASB Statement No. 75. The Actuary provided guidance with respect to these assumptions, and it is their belief that the assumptions represent reasonable expectations of anticipated plan experience.

Post-Retirement Medical Benefits Contributions

The funding policy of the OPEB plan is pay as you go basis; therefore, there is no prefunding of the liability. Contributions to pay for the health benefit premiums of participating employees in the OPEB plan are made by the State, as a non-employer contributing entity, under a special funding situation in accordance with State statutes as previously disclosed. The State as a non-employer contributing entity made contributions of \$1.18 billion to the OPEB plan in fiscal year 2020.

The State sets the contribution rate based on a pay as you go basis rather than the actuarial determined contribution an amount actuarially determined in accordance with the parameters of GASB Statement 75. The actuarial determined contribution represents a level of funding that, if paid on an ongoing basis, is projected to cover normal cost each year and any unfunded actuarial liabilities (or funding excess) of the plan using a systematic and rational method over a closed period equal to the average of the expected remaining service lives of all employees that are provided with OPEB through the Plan. The State's contributions, as a nonemployer contributing entity, to the State Health Benefits Program Fund – Local Education Retired Employees Plan for retirees' post-retirement benefits on behalf of the School District for the fiscal years ended June 30, 2021, 2020 and 2019 were \$865,939, \$767,506 and \$855,964, respectively, which equaled the required contributions for each year. The State's contributions to the State Health Benefits Program Fund – Local Education Retired Employees Plan for PERS retirees' post-retirement benefits on behalf of the School District was not determined or made available by the State of New Jersey. The on-behalf OPEB contributions are recognized in the governmental fund financial statements (modified accrual basis) as both a revenue and expenditure in accordance with GASB No. 85.

OPEB Liabilities, OPEB Expenses and Deferred Outflows of Resources and Deferred Inflows of Resources Related to OPEB

GASB Statement No. 75 requires participating employers in the State Health Benefit Program Fund – Local Education Retired Employees Plan to recognize their proportionate share of the collective OPEB liability, collective deferred outflows of resources, collective deferred inflows of resources and collective OPEB expense. The nonemployer allocation percentages presented are based on the ratio of the State's contributions made as a nonemployer toward the actuarially determined contribution amount to total contributions to the plan during the measurement period July 1, 2019 through June 30, 2020. Nonemployer allocation percentages have been rounded for presentation purposes.

In accordance with GASB No. 75, the District is not required to recognize an OPEB liability for the post-employment health benefit plan. The State of New Jersey, as a nonemployer contributing entity, is the only entity that has a legal obligation to make employer contributions to the plan on behalf of the District. Accordingly, the District's proportionate share percentage determined under Statement No. 75 is zero percent and the State's proportionate share is 100% of the OPEB liability attributable to the District. Therefore, in addition, the District does not recognize any portion of the collective deferred outflows of resources and deferred inflows of resources related to the plan.

For the fiscal year ended June 30, 2021, the District recognized in the district-wide statement of activities (accrual basis) OPEB expense of \$2,704,595. This amount has been included in the district-wide statement of activities (accrual basis) as both a revenue and expense in accordance with GASB No. 85.

At June 30, 2021 the State's proportionate share of the OPEB liability attributable to the District is \$54,522,818. The nonemployer allocation percentages are based on the ratio of the State's proportionate share of the OPEB liability attributable to the District at June 30, 2020 to the total OPEB liability of the State Health Benefit Program Fund – Local Education Retired Employees Plan at June 30, 2020. At June 30, 2020, the state's share of the OPEB liability attributable to the District was .08041 percent, which was an increase of .00097 percent from its proportionate share measured as of June 30, 2019 of .07944 percent.

**RIVER VALE BOARD OF EDUCATION
NOTES TO THE FINANCIAL STATEMENTS
FOR THE FISCAL YEAR ENDED JUNE 30, 2021**

NOTE 4 OTHER INFORMATION (Continued)

E. Post-Retirement Medical Benefits (Continued)

OPEB Liabilities, OPEB Expenses and Deferred Outflows of Resources and Deferred Inflows of Resources Related to OPEB (Continued)

Actuarial Assumptions

The OPEB liability for the June 30, 2020 measurement date was determined by an actuarial valuation as of June 30, 2019, which was rolled forward to June 30, 2020. This actuarial valuation used the following actuarial assumptions, applied to all periods in the measurement.

Inflation Rate	2.50%
Salary Increases*	
PERS:	
Initial Fiscal Year Applied Through	2026
Rate	2.00% to 6.00%
Rate Thereafter	3.00% to 7.00%
TPAF:	
Initial Fiscal Year Applied Through	2026
Rate	1.55% to 4.45%
Rate Thereafter	1.55% to 4.45%
Mortality:	
PERS	Pre-retirement and Post-retirement based on Pub-2010 Healthy "General" classification headcount-weighted mortality table with fully generational mortality improvement projections from the central year using Scale MP-2020.
TPAF	Pre-retirement and Post-retirement based on Pub-2010 Healthy "Teachers" and "General" classifications respectively, headcount-weighted mortality tables with fully generational mortality improvement projections from the central year using Scale MP-2020.

*Salary increases are based on the defined benefit pension plan that the member is enrolled in and the members years of service.

For the June 30, 2020 measurement date healthcare cost trend rates for pre-Medicare medical benefits, the trend is initially 5.6% and decreases to a 4.5% long-term trend rate after seven years. For post-65 medical benefits, the actual fully-insured Medicare Advantage trend rates for fiscal year 2021 are reflected. The assumed post-65 medical trend is 4.5% for all future years. For prescription drug benefits, the initial trend rate is 7.0% and decreases to a 4.5% long-term trend rate after seven years. For the Medicare Part B reimbursement, the trend rate is 5.0%.

**RIVER VALE BOARD OF EDUCATION
NOTES TO THE FINANCIAL STATEMENTS
FOR THE FISCAL YEAR ENDED JUNE 30, 2021**

NOTE 4 OTHER INFORMATION (Continued)

E. Post-Retirement Medical Benefits (Continued)

OPEB Liabilities, OPEB Expenses and Deferred Outflows of Resources and Deferred Inflows of Resources Related to OPEB (Continued)

Actuarial Assumptions (Continued)

The actuarial assumptions used in the June 30, 2020 valuation were based on the results of the TPAF and PERS actuarial experience studies for the period July 1, 2015 to June 30, 2018 and July 1, 2014 to June 30, 2018, respectively.

100% of active members are considered to participate in the plan upon retirement.

Discount Rate

The discount rate used to measure the total OPEB liabilities of the plan was as follows:

<u>Fiscal Year</u>	<u>Measurement Date</u>	<u>Discount Rate</u>
2021	June 30, 2020	2.21%
2020	June 30, 2019	3.50%

The discount rate represents the municipal bond return rate as chosen by the Division. The source is the Bond Buyer Go 20-Bond Municipal Bond Index, which includes tax-exempt general obligation municipal bonds with an average rating of AA/Aa or higher. As the long-term rate of return is less than the municipal bond rate, it is not considered in the calculation of the discount rate, rather the discount rate is set at the municipal bond rate.

**RIVER VALE BOARD OF EDUCATION
 NOTES TO THE FINANCIAL STATEMENTS
 FOR THE FISCAL YEAR ENDED JUNE 30, 2021**

NOTE 4 OTHER INFORMATION (Continued)

E. Post-Retirement Medical Benefits (Continued)

OPEB Liabilities, OPEB Expenses and Deferred Outflows of Resources and Deferred Inflows of Resources Related to OPEB (Continued)

Changes in the Total OPEB Liability

The change in the State's proportionate share of the OPEB liability attributable to the District for the fiscal year ended June 30, 2021 (measurement date June 30, 2020) is as follows:

	Total OPEB Liability (State Share 100%)
Balance, June 30, 2019 Measurement Date	\$ <u>33,148,840</u>
Changes Recognized for the Fiscal Year:	
Service Cost	1,282,861
Interest on the Total OPEB Liability	1,189,141
Differences Between Expected and Actual Experience	9,862,958
Changes of Assumptions	9,959,445
Gross Benefit Payments	(949,197)
Contributions from the Member	<u>28,770</u>
Net Changes	\$ <u>21,373,978</u>
Balance, June 30, 2020 Measurement Date	\$ <u><u>54,522,818</u></u>

Changes of assumptions and other inputs reflect a change in the discount rate from 3.50 % percent in 2019 to 2.21% percent in 2020.

The change in the total OPEB liability was based on the State's proportionate share of the OPEB liability attributable to the District at June 30, 2020.

**RIVER VALE BOARD OF EDUCATION
 NOTES TO THE FINANCIAL STATEMENTS
 FOR THE FISCAL YEAR ENDED JUNE 30, 2021**

NOTE 4 OTHER INFORMATION (Continued)

E. Post-Retirement Medical Benefits (Continued)

OPEB Liabilities, OPEB Expenses and Deferred Outflows of Resources and Deferred Inflows of Resources Related to OPEB (Continued)

Sensitivity of OPEB Liability

Sensitivity of the total OPEB liability to changes in the discount rate. The following presents the State's proportionate share of the OPEB liability attributable to the District calculated using the discount rate of 2.21%, as well as what the State's proportionate share of the OPEB liability attributable to the District that would be if it were calculated using a discount rate that is 1-percentage-point lower (1.21 percent) or 1-percentage-point higher (3.21 percent) than the current rate:

	1% Decrease <u>(1.21%)</u>	Current Discount Rate <u>(2.21%)</u>	1% Increase <u>(3.21%)</u>
State's Proportionate Share of the OPEB Liability Attributable to the District	\$ 65,730,071	\$ 54,522,818	\$ 45,759,825

Sensitivity of the total OPEB liability to changes in the healthcare cost trend rates. The following presents the State's proportionate share of the OPEB liability attributable to the District calculated using healthcare cost trend rates that are 1-percentage-point lower or 1-percentage-point higher than the current healthcare cost trend rates:

	1% Decrease	Healthcare Cost Trend Rates	1% Increase
Total OPEB Liability (School Retirees)	\$ 44,012,657	\$ 54,522,818	\$ 67,038,083

The sensitivity analyses were based on the State's proportionate share of the OPEB liability attributable to the District at June 30, 2020. Sensitivity analyses specific to the State's proportionate share of the OPEB liability attributable to the District at June 30, 2020 were not provided by the pension system.

F. Subsequent Events

Serial Bonds

On July 27, 2021 the District issued \$33,325,000 in School District Bonds. These Bonds were issued in order to permanently finance expenditures related to the 2021 referendum for various capital improvement projects. The District awarded the said sale of bonds to Roosevelt and Cross, Inc. at interest rates of 1.000% to 2.250%. These Bonds dated August 11, 2021 will mature over 25 years with the first maturity due June 15, 2046.

Appropriation of Fund Balance

On July 27, 2021 the Board approved the appropriation of an additional \$298,645 of General Fund unassigned fund balance to the 2021/2022 budget.

Temporary Capital Note

On July 8, 2021, the District issued \$700,000 of project notes to temporarily finance expenditures related to the 2021 referendum for various capital improvement projects. The District awarded the sale of said notes to the Township of Ocean Sewerage Authority at an interest rate of 0.2988%. These notes dated July 8, 2021 will mature on December 1, 2021.

**RIVER VALE BOARD OF EDUCATION
NOTES TO THE FINANCIAL STATEMENTS
FOR THE FISCAL YEAR ENDED JUNE 30, 2021**

NOTE 5 RESTATEMENT

On July 1, 2020, the River Vale Board of Education implemented GASB Statement No. 84 “Fiduciary Activities”. The River Vale Board of Education has determined that the effect of implementing this accounting change on the financial statements previously reported as of and for the fiscal year ended June 30, 2020 are as follows:

Governmental Activities

The financial statements of the governmental activities as of June 30, 2020 have been restated to reflect the reclassification of certain activities related to unemployment compensation, student activities and payroll related activities which were previously reported as fiduciary activities to governmental activities. The effect of this restatement is to increase net position of governmental activities by \$860,526 from \$19,995,207 as previously reported to \$20,855,733 as of June 30, 2020.

Governmental Funds

The financial statements of the governmental funds as of June 30, 2020 have been restated to reflect the reclassification of certain activities related to unemployment compensation, student activities and payroll activities previously reported as fiduciary funds to governmental funds. The effect of this restatement is to increase fund balances of governmental funds by \$860,526 from \$8,657,904 as previously reported to \$9,518,430 as of June 30, 2020. General Fund fund balance increased \$753,953 from \$8,637,939 as previously reported to \$9,391,892 as of June 30, 2020. Special Revenue Fund fund balance increased \$106,573 from \$0 as previously reported to \$106,573 as of June 30, 2020.

Fiduciary Funds

The financial statements of the fiduciary funds as of June 30, 2020 have been restated to reflect the reclassification of certain activities to governmental funds as noted above. The effect of this restatement is to decrease total fiduciary net position by \$753,953 from \$753,953 as previously reported to \$0 as of June 30, 2020.

NOTE 6 INFECTIOUS DISEASE OUTBREAK – COVID-19 PANDEMIC

The outbreak of COVID-19, a respiratory disease caused by a new strain of coronavirus, has been characterized as a pandemic (the “Pandemic”) by the World Health Organization and has been affecting many parts of the world, including the United States and the State of New Jersey. On January 31, 2020, the Secretary of the United States Health and Human Services Department declared a public health emergency for the United States and on March 13, 2020, the President of the United States declared the outbreak of COVID-19 in the United States a national emergency. Subsequently, the President’s Coronavirus Guidelines for America and the United States Centers for Disease Control and Prevention called upon Americans to take actions to slow the spread of COVID-19 in the United States.

Governor Phil Murphy (the “Governor”) of the State of New Jersey (the “State”) declared a state of emergency and a public health emergency on March 9, 2020 due to the outbreak of COVID-19, which spread to the State and to all counties within the State. The Governor also instituted mandatory measures via various executive orders to contain the spread of the virus. These measure, which altered the behaviors of businesses and people, had negative impacts on regional, state and local economies. The Governor, pursuant to various executive orders, then implemented a multi-stage approach to restarting New Jersey’s economy. The declaration of the state of emergency and of a public health emergency was terminated by the Governor, by executive order, on June 4, 2021. Also, on June 4, 2021, the Governor signed into law Assembly Bill No. 5820 which terminates most of the governor’s pandemic-related executive orders in early July. The remaining executive orders (dealing with coronavirus testing and vaccinations, moratoriums on evictions and utility shutoffs and various other matters) will terminate on January 1, 2022. In the event of substantial increases in COVID-19 hospitalizations, spot positivity or rates of transmission, the Governor is empowered to impose more restrictive measures than currently in place.

**RIVER VALE BOARD OF EDUCATION
NOTES TO THE FINANCIAL STATEMENTS
FOR THE FISCAL YEAR ENDED JUNE 30, 2021**

NOTE 6 INFECTIOUS DISEASE OUTBREAK – COVID-19 PANDEMIC (Continued)

Recently, the United States Congress has passed relief and stimulus legislations including the American Rescue Plan Act signed into law by President Biden on March 12, 2021, comprising of \$1.9 trillion in funding to address the COVID-19 Pandemic. This legislation is intended to address the financial impact of the pandemic on the U.S. economy and alleviate the health effects of the COVID-19 pandemic. The Plan provides funding for state and local governments to offset costs to safely reopen schools during the COVID-19 pandemic and to subsidize COVID-19 testing and vaccination programs. In addition, the Plan includes \$350 billion in relief funds to public entities, such as the School District. It is too early to predict if the legislation will have its intended affect.

The largest portion of the School District's revenues is derived from local tax revenues levied by the Borough. In that regard, under applicable State statutes, the Borough annually is required to pay 100% of the amount levied for operations and debt service to the School District regardless of delinquencies in applicable property tax collections. The ability of the Borough to fully collect property taxes on a timely basis may be affected by the economic impact of the Pandemic; however, the District does not anticipate an interruption in the timely collection of property taxes from the Borough.

Because of the evolving nature of the outbreak and federal, state and local responses thereto, the Board cannot predict how the outbreak will impact the financial condition or operations of the School District, or if there will be any impact on the assessed values of property within the School District or deferral of tax payments to municipalities. The Board cannot predict costs associated with this or any other potential infectious disease outbreak, including whether there will be any reduction in State funding or an increase in operational costs incurred to clean, sanitize and maintain it facilities either before or after an outbreak of an infectious disease.

REQUIRED SUPPLEMENTARY INFORMATION - PART II

BUDGETARY COMPARISON SCHEDULES

**RIVER VALE BOARD OF EDUCATION
GENERAL FUND
BUDGETARY COMPARISON SCHEDULE - BUDGET AND ACTUAL
FOR THE FISCAL YEAR ENDED JUNE 30, 2021**

	Original Budget	Adjustments	Final Budget	Actual	Variance Final To Actual
REVENUES					
Local Sources					
Property Taxes	\$ 22,602,121		\$ 22,602,121	\$ 22,602,121	
Interest on Deposits				13,716	\$ 13,716
Interest on Capital Reserve	36,000		36,000	11,908	(24,092)
Interest - Restricted for Unemployment				1,839	1,839
Tuition (Pre-K)	20,000		20,000	7,500	(12,500)
Building Rental	103,055		103,055	84,050	(19,005)
Miscellaneous	26,953	-	26,953	21,923	(5,030)
Total - Local Sources	22,788,129	-	22,788,129	22,743,057	(45,072)
State Sources					
Special Education Aid	658,082	\$ (79,705)	578,377	578,377	-
Transportation Aid	126,476		126,476	126,476	-
Security Aid	86,869		86,869	86,869	-
Extraordinary Aid				298,645	298,645
Nonpublic School Transportation Aid				11,600	11,600
School Security Grant				59,626	59,626
On-behalf TPAF Payments -					
Pension Contribution (Non-Budget)				2,711,593	2,711,593
NCGI Premium (Non-Budget)				51,592	51,592
Post Retirement Medical Benefits (Non-Budget)				865,939	865,939
Long-Term Disability Insurance Contributions (Non-Budget)				800	800
Reimbursed TPAF Social Security Payments (Non-Budget)	-	-	-	754,142	754,142
Total - State Sources	871,427	(79,705)	791,722	5,545,659	4,753,937
Total Revenues	23,659,556	(79,705)	23,579,851	28,288,716	4,708,865
EXPENDITURES					
CURRENT EXPENDITURES					
Instruction - Regular Programs					
Salaries of Teachers					
Kindergarten	615,385	-	615,385	615,099	286
Grades 1-5	3,827,270	(38,725)	3,788,545	3,609,012	179,533
Grades 6-8	3,237,319	(106,803)	3,130,516	3,036,895	93,621
Instruction - Home					
Salaries of Teachers	15,000	(7,500)	7,500	4,600	2,900
Purchased Professional - Educational Services	8,000	-	8,000	-	8,000
Total Instruction - Regular	7,702,974	(153,028)	7,549,946	7,265,606	284,340
Regular Programs - Undistributed Instruction					
Purchased Professional-Educational Services	150,376	(5,000)	145,376	105,368	40,008
Other Purchased Services	237,389	(152,750)	84,639	66,753	17,886
General Supplies	478,736	195,129	673,865	605,124	68,741
Textbooks	8,700	5,268	13,968	11,266	2,702
Other Objects	60,835	(35,146)	25,689	1,544	24,145
Total Regular Programs	936,036	7,501	943,537	790,055	153,482

**RIVER VALE BOARD OF EDUCATION
GENERAL FUND
BUDGETARY COMPARISON SCHEDULE - BUDGET AND ACTUAL
FOR THE FISCAL YEAR ENDED JUNE 30, 2021**

	<u>Original Budget</u>	<u>Adjustments</u>	<u>Final Budget</u>	<u>Actual</u>	<u>Variance Final To Actual</u>
EXPENDITURES					
CURRENT EXPENDITURES (Continued)					
Learning and/or Language Disabilities					
Salaries of Teachers	\$ 126,860	\$ 575	\$ 127,435	\$ 127,435	-
Other Salaries for Instruction	137,571	59,846	197,417	182,013	\$ 15,404
Purchased Professional - Educational Services	3,000	(1,845)	1,155		1,155
General Supplies	3,000	-	3,000	996	2,004
Total Learning and/or Language Disabilities	<u>270,431</u>	<u>58,576</u>	<u>329,007</u>	<u>310,444</u>	<u>18,563</u>
Resource Room					
Salaries of Teachers	892,660	(2,169)	890,491	890,490	1
Purchased Professional-Educational Services	15,000	(4,471)	10,529	1,282	9,247
General Supplies	3,060	-	3,060	2,137	923
Textbooks	800	-	800	168	632
Total Resource Room	<u>911,520</u>	<u>(6,640)</u>	<u>904,880</u>	<u>894,077</u>	<u>10,803</u>
Preschool Disabilities - Part Time					
Salaries of Teachers	80,815	-	80,815	80,815	-
Other Salaries for Instruction	59,498	(12,895)	46,603	36,821	9,782
Purchased Professional - Educational Services	2,500	-	2,500		2,500
General Supplies	1,233	-	1,233	572	661
Total Preschool Disabilities - Part Time	<u>144,046</u>	<u>(12,895)</u>	<u>131,151</u>	<u>118,208</u>	<u>12,943</u>
Total Special Education	<u>1,325,997</u>	<u>39,041</u>	<u>1,365,038</u>	<u>1,322,729</u>	<u>42,309</u>
Basic Skills/Remedial					
Salaries of Teachers	420,041	63,585	483,626	473,689	9,937
Purchased Professional - Educational Services	4,000	-	4,000		4,000
Textbooks	800	212	1,012	1,012	-
Total Basic Skills/Remedial	<u>424,841</u>	<u>63,797</u>	<u>488,638</u>	<u>474,701</u>	<u>13,937</u>
Bilingual Education					
Salaries of Teachers	48,490	479	48,969	48,813	156
Purchased Professional - Educational Services	5,500	(297)	5,203		5,203
Other Purchased Services	500	-	500		500
General Supplies	50	77	127	77	50
Textbooks	250	-	250	-	250
Total Bilingual Education	<u>54,790</u>	<u>259</u>	<u>55,049</u>	<u>48,890</u>	<u>6,159</u>
School Sponsored Co/Extra Curricular Activities					
Salaries	66,073	-	66,073	49,369	16,704
Total School Sponsored Co/Extra Curricular Activities	<u>66,073</u>	<u>-</u>	<u>66,073</u>	<u>49,369</u>	<u>16,704</u>
School Sponsored Athletics - Instruction					
Salaries	64,615	-	64,615	61,411	3,204
Purchased Services	6,500	-	6,500	1,705	4,795
Supplies and Materials	2,724	-	2,724	1,103	1,621
Total School Sponsored Athletics - Instruction	<u>73,839</u>	<u>-</u>	<u>73,839</u>	<u>64,219</u>	<u>9,620</u>
Total - Instruction	<u>10,584,550</u>	<u>(42,430)</u>	<u>10,542,120</u>	<u>10,015,569</u>	<u>526,551</u>

**RIVER VALE BOARD OF EDUCATION
GENERAL FUND
BUDGETARY COMPARISON SCHEDULE - BUDGET AND ACTUAL
FOR THE FISCAL YEAR ENDED JUNE 30, 2021**

	<u>Original Budget</u>	<u>Adjustments</u>	<u>Final Budget</u>	<u>Actual</u>	<u>Variance Final To Actual</u>
EXPENDITURES					
CURRENT EXPENDITURES (Continued)					
Undistributed Expenditures					
Instruction					
Tuition to Other LEAs Within the State-Special	\$ 928,762	\$ (144,496)	\$ 784,266	\$ 627,902	\$ 156,364
Tuition to APSSD Within the State	272,403	75,262	347,665	330,505	17,160
Total Undistributed Expenditures - Instruction	1,201,165	(69,234)	1,131,931	958,407	173,524
Attendance and Social Work Services					
Salaries	85,051	-	85,051	85,051	-
Purchased Professional and Technical Services	500	-	500	250	250
Other Purchased Services	13,848	(674)	13,174	13,174	-
Total Attendance and Social Work Services	99,399	(674)	98,725	98,475	250
Health Services					
Salaries	240,065	775	240,840	239,795	1,045
Salaries for Instruction	18,100	(5,637)	12,463	12,462	1
Other Salaries	3,749	-	3,749	3,749	-
Purchased Professional and Technical Services	113,690	(14,186)	99,504	89,961	9,543
Other Purchased Services	3,600	6,000	9,600	4,300	5,300
Supplies and Materials	1,170	31,939	33,109	31,634	1,475
Total Health Services	380,374	18,891	399,265	381,901	17,364
Speech, OT, PT & Related Services					
Salaries	137,721	(51,317)	86,404	86,403	1
Purchased Professional - Educational Services	451,782	102,790	554,572	527,828	26,744
Supplies and Materials	2,650	-	2,650	1,097	1,553
Total Speech, OT, PT and Related Services	592,153	51,473	643,626	615,328	28,298
Other Support Services - Students - Extra. Service					
Salaries	560,730	2,185	562,915	532,339	30,576
Purchased Professional - Educational Services	35,000	6,320	41,320	9,207	32,113
Supplies and Materials	2,100	-	2,100	2,038	62
Total Other Support Svcs.-Students-Extra. Service.	597,830	8,505	606,335	543,584	62,751
Guidance					
Salaries of Other Professional Staff	439,420	-	439,420	432,185	7,235
Other Purchased Professional & Technical Services	5,000	-	5,000	2,635	2,365
Supplies and Materials	3,310	-	3,310	1,161	2,149
Total Guidance	447,730	-	447,730	435,981	11,749
Child Study Team					
Salaries of Other Professional Staff	401,283	11,100	412,383	411,313	1,070
Salaries of Secretarial and Clerical Assistants	67,539	(1,030)	66,509	65,539	970
Purchased Professional-Educational Services	7,500	1,008	8,508	6,150	2,358
Other Purchased Prof. and Technical Services	70,000	(1)	69,999	64,947	5,052
Other Purchased Services	21,450	2,760	24,210	19,803	4,407
Supplies and Materials	5,000	-	5,000	2,713	2,287
Total Child Study Team	572,772	13,837	586,609	570,465	16,144

**RIVER VALE BOARD OF EDUCATION
GENERAL FUND
BUDGETARY COMPARISON SCHEDULE - BUDGET AND ACTUAL
FOR THE FISCAL YEAR ENDED JUNE 30, 2021**

	<u>Original Budget</u>	<u>Adjustments</u>	<u>Final Budget</u>	<u>Actual</u>	<u>Variance Final To Actual</u>
EXPENDITURES					
CURRENT EXPENDITURES (Continued)					
Improvement of Inst. Serv.					
Salaries of Supervisors of Instruction	\$ 121,965	\$ 2,235	\$ 124,200	\$ 124,200	-
Salaries of Other Professional Staff	39,000	4,765	43,765	42,012	\$ 1,753
Purchased Professional-Educational Services	34,000	(13,800)	20,200	20,060	140
Other Purchased Services	4,500	(915)	3,585	509	3,076
Supplies and Materials	3,000	-	3,000	1,569	1,431
Other Objects	2,000	4,000	6,000	5,945	55
Total Improvement of Inst. Serv.	<u>204,465</u>	<u>(3,715)</u>	<u>200,750</u>	<u>194,295</u>	<u>6,455</u>
Educational Media Services/School Library					
Salaries	209,143	-	209,143	195,093	14,050
Other Purchased Services	14,092	(299)	13,793	7,851	5,942
Supplies and Materials	7,497	15	7,512	5,378	2,134
Total Educational Media Services/School Library	<u>230,732</u>	<u>(284)</u>	<u>230,448</u>	<u>208,322</u>	<u>22,126</u>
Instructional Staff Training Services					
Other Salaries	1,750	11,274	13,024	1,457	11,567
Purchased Professional - Educational Services	15,000	24,300	39,300	34,450	4,850
Other Purchased Prof and Tech Services	8,000	(4,000)	4,000	-	4,000
Other Purchased Services	9,750	(4,160)	5,590	961	4,629
Supplies and Materials	2,050	(550)	1,500	-	1,500
Other Objects	500	(500)	-	-	-
Total Instructional Staff Training Services	<u>37,050</u>	<u>26,364</u>	<u>63,414</u>	<u>36,868</u>	<u>26,546</u>
Support Services General Administration					
Salaries	279,544	(10,541)	269,003	245,180	23,823
Legal Services	16,000	16,390	32,390	27,947	4,443
Audit Fees	10,000	54,570	64,570	34,570	30,000
Architectural/Engineering Services	-	57,553	57,553	43,837	13,716
Other Purchased Professional Services	14,000	41,585	55,585	54,074	1,511
Communications/Telephone	28,292	7,741	36,033	35,008	1,025
BOE Other Purchased Services	13,000	(10,500)	2,500	473	2,027
Miscellaneous Purchased Services	64,990	17,087	82,077	68,443	13,634
General Supplies	10,000	(5,448)	4,552	3,498	1,054
Judgements Against the School	50,471	(42,245)	8,226	3,762	4,464
BOE Membership Dues and Fees	12,550	-	12,550	11,973	577
Miscellaneous Expenditures	18,967	(11,800)	7,167	4,050	3,117
Total Support Services General Administration	<u>517,814</u>	<u>114,392</u>	<u>632,206</u>	<u>532,815</u>	<u>99,391</u>
Support Services School Administration					
Salaries of Principals/Asst. Principals	535,012	-	535,012	535,012	-
Salaries of Other Professional Staff	29,642	258	29,900	29,900	-
Salaries of Secretarial and Clerical Assistants	202,186	(2,008)	200,178	198,084	2,094
Other Purchased Services	4,350	11,164	15,514	12,961	2,553
Supplies and Materials	14,924	(4,290)	10,634	2,768	7,866
Other Objects	11,420	7,234	18,654	15,403	3,251
Total Support Services School Administration	<u>797,534</u>	<u>12,358</u>	<u>809,892</u>	<u>794,128</u>	<u>15,764</u>

**RIVER VALE BOARD OF EDUCATION
GENERAL FUND
BUDGETARY COMPARISON SCHEDULE - BUDGET AND ACTUAL
FOR THE FISCAL YEAR ENDED JUNE 30, 2021**

	Original Budget	Adjustments	Final Budget	Actual	Variance Final To Actual
EXPENDITURES					
CURRENT EXPENDITURES (Continued)					
Central Services					
Salaries	\$ 440,695	\$ 3,084	\$ 443,779	\$ 437,303	\$ 6,476
Purchased Professional Services		2,900	2,900	1,950	950
Purchased Technical Services	794	6,078	6,872	1,437	5,435
Misc. Purchased Services	14,500	3,338	17,838	12,726	5,112
Supplies and Materials	10,000	550	10,550	9,308	1,242
Interest on Lease Purchase Agreements	9,358	-	9,358	7,357	2,001
Miscellaneous Expenditures	4,325	-	4,325	2,805	1,520
Total Central Services	<u>479,672</u>	<u>15,950</u>	<u>495,622</u>	<u>472,886</u>	<u>22,736</u>
Admin. Info. Tech.					
Salaries	282,969	4,755	287,724	287,673	51
Purchased Professional Services	16,223	93,891	110,114	109,074	1,040
Purchased Technical Services	27,484	(5,939)	21,545	19,252	2,293
Other Purchased Services	12,244	(523)	11,721	4,451	7,270
Supplies and Materials	14,167	160,757	174,924	169,075	5,849
Other Objects	14,647	(11,122)	3,525	3,129	396
Total Admin. Info. Tech.	<u>367,734</u>	<u>241,819</u>	<u>609,553</u>	<u>592,654</u>	<u>16,899</u>
Required Maintenance for School Facilities					
Salaries	132,868	(1,809)	131,059	127,793	3,266
Cleaning, Repair and Maintenance Service	113,400	318,577	431,977	400,644	31,333
Lead Testing of Drinking Water	3,000	-	3,000	2,200	800
General Supplies	35,000	84,552	119,552	113,240	6,312
Total Required Maintenance for School Facilities	<u>284,268</u>	<u>401,320</u>	<u>685,588</u>	<u>643,877</u>	<u>41,711</u>
Custodial Services					
Salaries	116,861	123	116,984	116,984	-
Salaries of Non-Instructional Aides	83,260	(8,959)	74,301	57,395	16,906
Other Salaries	753,184	(11,900)	741,284	683,856	57,428
Purchased Professional and Technical Services	28,210	-	28,210	11,557	16,653
Cleaning, Repair, and Maintenance Services	107,913	21,766	129,679	55,331	74,348
Rental of Land & Bldg. Other Than Lease Purchase Agree.	2,000	-	2,000	-	2,000
Other Purchased Property Services	21,250	-	21,250	17,061	4,189
Insurance	148,040	11,497	159,537	159,537	-
Miscellaneous Purchased Services	20,900	3,700	24,600	3,079	21,521
General Supplies	110,200	62,895	173,095	119,728	53,367
Energy (Natural Gas)	132,500	(6,000)	126,500	77,783	48,717
Energy (Electricity)	249,000	(50,533)	198,467	132,611	65,856
Other Objects	10,000	-	10,000	6,828	3,172
Total Custodial Services	<u>1,783,318</u>	<u>22,589</u>	<u>1,805,907</u>	<u>1,441,750</u>	<u>364,157</u>
Care and Upkeep of Grounds					
Cleaning, Repair and Maintenance Service	14,000	28,200	42,200	42,120	80
General Supplies	10,000	-	10,000	3,325	6,675
Total Care and Upkeep of Grounds	<u>24,000</u>	<u>28,200</u>	<u>52,200</u>	<u>45,445</u>	<u>6,755</u>

RIVER VALE BOARD OF EDUCATION
GENERAL FUND
BUDGETARY COMPARISON SCHEDULE - BUDGET AND ACTUAL
FOR THE FISCAL YEAR ENDED JUNE 30, 2021

	Original Budget	Adjustments	Final Budget	Actual	Variance Final To Actual
EXPENDITURES					
CURRENT EXPENDITURES (Continued)					
Security					
Purchased Professional and Technical Services	\$ 13,900	\$ (7,900)	\$ 6,000		\$ 6,000
Cleaning, Repair and Maintenance Service	12,000	26,814	38,814	\$ 37,076	1,738
General Supplies	6,800	(4,015)	2,785	-	2,785
Total Security	<u>32,700</u>	<u>14,899</u>	<u>47,599</u>	<u>37,076</u>	<u>10,523</u>
Student Transportation Services					
Contracted Services-Aid in Lieu of Pymts-Non-Public Schools	30,000	10,000	40,000	33,353	6,647
Contracted Services (Between Home and School) - Vendors	155,000	(8,000)	147,000	146,137	863
Contracted Services (Other Than Between Home and School) - Vendors	23,210	(1,200)	22,010	3,781	18,229
Contracted Services (Spec. Ed. Students) - Joint Agreement	255,000	-	255,000	105,845	149,155
Total Student Transportation Services	<u>463,210</u>	<u>800</u>	<u>464,010</u>	<u>289,116</u>	<u>174,894</u>
Employee Benefits - Unallocated					
Social Security Contributions	265,000	25,000	290,000	283,105	6,895
Other Retirement Contributions - PERS	271,386	-	271,386	270,721	665
Other Retirement Contributions - Regular	45,000	-	45,000	38,121	6,879
Workmen's Compensation	131,724	(50,297)	81,427	56,740	24,687
Health Benefits	3,199,685	(232,771)	2,966,914	2,684,795	282,119
Tuition Reimbursement	29,900	(361)	29,539	12,031	17,508
Other Employee Benefits	72,520	45,477	117,997	115,901	2,096
Unused Sick Payment to Terminated / Retired Staff	20,240	48,254	68,494	68,494	-
Total Employee Benefits - Unallocated	<u>4,035,455</u>	<u>(164,698)</u>	<u>3,870,757</u>	<u>3,529,908</u>	<u>340,849</u>
On-behalf TPAF Payments -					
Pension Contribution				2,711,593	(2,711,593)
NCGI Premium (Non-Budget)				51,592	(51,592)
Post Retirement Medical Benefits (Non-Budget)				865,939	(865,939)
Long-Term Disability Insurance Contributions (Non-Budget)				800	(800)
Reimbursed TPAF Social Security Payments (Non-Budget)	-	-	-	754,142	(754,142)
Total On-behalf TPAF Pension Payments	<u>-</u>	<u>-</u>	<u>-</u>	<u>4,384,066</u>	<u>(4,384,066)</u>
Total Undistributed Expenditures	<u>13,149,375</u>	<u>732,792</u>	<u>13,882,167</u>	<u>16,807,347</u>	<u>(2,925,180)</u>
Total Current Expenditures	<u>23,733,925</u>	<u>690,362</u>	<u>24,424,287</u>	<u>26,822,916</u>	<u>(2,398,629)</u>

**RIVER VALE BOARD OF EDUCATION
GENERAL FUND
BUDGETARY COMPARISON SCHEDULE - BUDGET AND ACTUAL
FOR THE FISCAL YEAR ENDED JUNE 30, 2021**

	<u>Original Budget</u>	<u>Adjustments</u>	<u>Final Budget</u>	<u>Actual</u>	<u>Variance Final To Actual</u>
EXPENDITURES					
CURRENT EXPENDITURES (Continued)					
CAPITAL OUTLAY					
Increase in Capital Reserve	\$ 600,000	-	\$ 600,000		\$ 600,000
Interest Deposit to Capital Reserve	36,000	-	36,000		36,000
Equipment					
Support Services - Related and Extra.	10,000	\$ (10,000)			-
Admin. Info. Tech.		256,867	256,867	\$ 256,865	2
Security	25,000	(18,000)	7,000	6,917	83
Total Undistributed Expenditures - Instruction	671,000	228,867	899,867	263,782	636,085
Total Equipment	671,000	228,867	899,867	263,782	636,085
Facilities Acquisition and Construction Services					
Other Purchased Professional and Technical Services		4,400	4,400	3,600	800
Lease Purchase Agreements - Principal Infrastructure	81,984	-	81,984	81,983	1
Assessment for Debt Service on SDA Funding	50,531	-	50,531	50,531	-
Total Facilities Acquisition and Construction Svcs.	132,515	408,100	540,615	539,814	801
Total Capital Outlay	803,515	636,967	1,440,482	803,596	636,886
Total Expenditures - General Fund	24,537,440	1,327,329	25,864,769	27,626,512	(1,761,743)
Excess (Deficiency) of Revenues Over (Under) Expenditures	(877,884)	(1,407,034)	(2,284,918)	662,204	2,947,122
Other Financing Sources/(Uses)					
Operating Transfer In	-	-	-	7,712	7,712
Total Other Financing Sources	-	-	-	7,712	7,712
Excess (Deficiency) of Revenues and Other Financing Sources Over (Under) Expenditures and Other Financing Uses	(877,884)	(1,407,034)	(2,284,918)	669,916	2,954,834
Fund Balances, Beginning of Year, (Restated)	9,644,259	-	9,644,259	9,644,259	-
Fund Balances, End of Year	\$ 8,766,375	\$ (1,407,034)	\$ 7,359,341	\$ 10,314,175	\$ 2,954,834

RIVER VALE BOARD OF EDUCATION
 GENERAL FUND
 BUDGETARY COMPARISON SCHEDULE - BUDGET AND ACTUAL
 FOR THE FISCAL YEAR ENDED JUNE 30, 2021

	<u>Original Budget</u>	<u>Adjustments</u>	<u>Final Budget</u>	<u>Actual</u>	<u>Variance Final To Actual</u>
Recapitulation					
Restricted Fund Balance:					
Excess Surplus - Designated for Subsequent Year's Expenditures				\$ 140,788	
Capital Reserve				531,046	
Capital Reserve - Designated for Subsequent Year's Expenditures				6,770,000	
Maintenance Reserve				562,077	
Emergency Reserve				250,000	
Unemployment Compensation				755,792	
Assigned Fund Balance					
Year-End Encumbrances				64,529	
Unassigned Fund Balance				<u>1,239,943</u>	
				10,314,175	
Reconciliation to Governmental Funds Statements (GAAP)					
State Aid Public			\$ 74,119		
Extraordinary Aid Payment			<u>298,645</u>		
				<u>372,764</u>	
Fund Balances Per Governmental Funds (GAAP)				<u>\$ 9,941,411</u>	

**RIVER VALE BOARD OF EDUCATION
SPECIAL REVENUE FUND
BUDGETARY COMPARISON SCHEDULE
BUDGET (NON-GAAP) AND ACTUAL
FOR THE FISCAL YEAR ENDED JUNE 30, 2021**

	<u>Budgeted Amounts</u>			<u>Actual</u>	<u>Variance</u>
	<u>Original</u>	<u>Adjustments</u>	<u>Final</u>		<u>Final to Actual</u>
REVENUES					
Intergovernmental					
Local				\$ 53,373	\$ 53,373
Federal	\$ 162,962	\$ 245,594	\$ 408,556	347,984	(60,572)
Total Revenues	<u>162,962</u>	<u>245,594</u>	<u>408,556</u>	<u>401,357</u>	<u>(7,199)</u>
EXPENDITURES					
Instruction					
Tuition	139,832	168,425	308,257	247,685	60,572
General Supplies		-		22,050	(22,050)
Co-Curricular/Extra-Curricular Activities	-	22,050	22,050	33,113	(11,063)
Total Instruction	<u>139,832</u>	<u>190,475</u>	<u>330,307</u>	<u>302,848</u>	<u>27,459</u>
Support Services					
Purchased Professional/Educational Services	20,130	2,885	23,015	23,015	-
General Supplies	3,000	52,234	55,234	55,234	-
Total Support Services	<u>23,130</u>	<u>55,119</u>	<u>78,249</u>	<u>78,249</u>	<u>-</u>
Total Expenditures	<u>162,962</u>	<u>245,594</u>	<u>408,556</u>	<u>381,097</u>	<u>27,459</u>
Excess Revenues Over Expenditures	-	-	-	20,260	20,260
Fund Balances, Beginning of Year, (Restated)	-	-	-	106,573	-
Fund Balances, End of Year	<u>\$ -</u>	<u>\$ -</u>	<u>\$ -</u>	<u>\$ 126,833</u>	<u>\$ 20,260</u>
Recapitulation of Fund Balance					
Restricted Fund Balances					
Student Activities				<u>\$ 126,833</u>	

NOTES TO THE REQUIRED SUPPLEMENTARY INFORMATION - PART II

**RIVER VALE BOARD OF EDUCATION
NOTE TO REQUIRED SUPPLEMENTARY INFORMATION
BUDGETARY COMPARISON SCHEDULE
FOR THE FISCAL YEAR ENDED JUNE 30, 2021**

Formal budgetary integration into the accounting system is employed as a management control device during the year. For governmental funds there are no substantial differences between the budgetary basis of accounting and accounting principles generally accepted in the United States of America, with the exception of the legally mandated revenue recognition of certain state aid payments for budgetary purposes only and the treatment of encumbrances in the special revenue fund as described below. Encumbrance accounting is also employed as an extension of formal budgetary integration of the governmental fund types. Unencumbered appropriations lapse at fiscal year end.

The accounting records of the Special Revenue Fund are maintained on the grant accounting budgetary basis. The grant accounting budgetary basis differs from GAAP in that the grant accounting budgetary basis recognizes encumbrances as expenditures and also recognizes the related revenues, whereas the GAAP basis does not. Sufficient supplemental records are maintained to allow for the presentation of GAAP basis financial reports.

The following presents a reconciliation of the General and Special Revenue Funds from the budgetary basis of accounting as presented in the Budgetary Comparison Schedule - General Fund and Special Revenue Fund to the GAAP basis of accounting as presented in the Statement of Revenues, Expenditures and Changes in Fund Balance - Governmental Funds.

		General Fund		Special Revenue Fund
Sources/inflows of resources				
Actual amounts (budgetary basis) "revenue" from the budgetary comparison schedule	(C-1)	\$ 28,288,716	(C-2)	\$ 401,357
Difference - Budget to GAAP				
State Aid payment and Extraordinary Aid (2019/2020) recognized for GAAP statements, not recognized for budgetary statements		252,367		
State Aid payments and Extraordinary Aid (2020/2021) recognized for budgetary purposes, not recognized for GAAP statements		<u>(372,764)</u>		<u>-</u>
Total revenues as reported on the Statement of Revenues, Expenditures	(B-2)	<u>\$ 28,168,319</u>	(B-2)	<u>\$ 401,357</u>
Uses/outflows of resources				
Actual amounts (budgetary basis) "total outflows" from the budgetary comparison schedule	(C-1)	<u>\$ 27,626,512</u>	(C-2)	<u>\$ 381,097</u>
Total expenditures as reported on the Statement of Revenues, Expenditures, and Changes in Fund Balances - Governmental Funds	(B-2)	<u>\$ 27,626,512</u>	(B-2)	<u>\$ 381,097</u>

REQUIRED SUPPLEMENTARY INFORMATION - PART III

PENSION INFORMATION

AND

OTHER POST-EMPLOYMENT BENEFITS INFORMATION

**RIVER VALE BOARD OF EDUCATION
REQUIRED SUPPLEMENTARY INFORMATION
SCHEDULE OF THE DISTRICT'S PROPORTIONATE SHARE OF THE NET PENSION LIABILITY**

Public Employees Retirement System

Last Eight Fiscal Years*

	2021	2020	2019	2018	2017	2016	2015	2014
District's Proportion of the Net Position Liability (Asset)	.02474%	0.02626%	0.02579%	0.02677%	0.02783%	0.02804%	0.02752%	0.02743%
District's Proportionate Share of the Net Pension Liability (Asset)	\$ 4,035,608	\$ 4,732,145	\$ 5,078,572	\$ 6,232,396	\$ 8,241,189	\$ 6,293,457	\$ 5,152,885	\$ 5,242,077
District's Covered Payroll	\$ 1,849,973	\$ 1,770,233	\$ 1,809,116	\$ 1,743,573	\$ 1,734,025	\$ 1,866,029	\$ 1,836,183	\$ 1,882,947
District's Proportionate Share of the Net Pension Liability (Asset) as a Percentage of its Covered Payroll	218.14%	267.32%	280.72%	357.45%	475.26%	337.26%	280.63%	278.40%
Plan Fiduciary Net Position as a Percentage of the Total Pension Liability	58.32%	56.27%	53.60%	48.10%	40.14%	47.93%	52.08%	48.72%

* The amounts presented for each fiscal year were determined as of the previous fiscal year-end.

This schedule is presented to illustrate the requirement to show information for 10 years in accordance with GASB Statement No. 68. However, until a full 10-year trend is compiled, the District will only present information for those years for which information is available.

RIVER VALE BOARD OF EDUCATION
 REQUIRED SUPPLEMENTARY INFORMATION
 SCHEDULE OF DISTRICT CONTRIBUTIONS

Public Employees Retirement System
 Last Eight Fiscal Years

	2021	2020	2019	2018	2017	2016	2015	2014
Contractually Required Contribution	\$ 270,721	\$ 255,461	\$ 256,560	\$ 248,026	\$ 247,200	\$ 241,032	\$ 226,888	\$ 206,666
Contributions in Relation to the Contractually Required Contribution	270,721	255,461	256,560	248,026	247,200	241,032	226,888	206,666
Contribution Deficiency (Excess)	\$ -	\$ -	\$ -	\$ -	\$ -	\$ -	\$ -	\$ -
District's Covered Payroll	\$ 1,911,052	\$ 1,869,973	\$ 1,770,233	\$ 1,809,116	\$ 1,743,573	\$ 1,734,025	\$ 1,866,029	\$ 1,836,183
Contributions as a Percentage of Covered Payroll	14.17%	13.66%	14.49%	13.71%	14.18%	13.90%	12.16%	11.26%

This schedule is presented to illustrate the requirement to show information for 10 years in accordance with GASB Statement No. 68. However, until a full 10-year trend is compiled, the District will only present information for those years for which information is available.

**RIVER VALE BOARD OF EDUCATION
REQUIRED SUPPLEMENTARY INFORMATION
SCHEDULE OF THE DISTRICT'S PROPORTIONATE SHARE OF THE NET PENSION LIABILITY**

**Teachers Pension and Annuity Fund
Last Eight Fiscal Years***

	2021	2020	2019	2018	2017	2016	2015	2014
District's Proportion of the Net Position Liability (Asset)	0%	0%	0%	0%	0%	0%	0%	0%
District's Proportionate Share of the Net Pension Liability (Asset)	-	-	-	-	-	-	-	-
State's Proportionate Share of the Net Pension Liability (Asset) Associated with the District	\$ 61,016,475	\$ 57,676,492	\$ 58,052,253	\$ 61,697,988	\$ 71,350,794	\$ 55,506,801	\$ 51,226,575	\$ 49,439,450
Total	\$ 61,016,475	\$ 57,676,492	\$ 58,052,253	\$ 61,697,988	\$ 71,350,794	\$ 55,506,801	\$ 51,226,575	\$ 49,439,450
District's Covered Payroll	\$ 10,607,084	\$ 10,294,021	\$ 9,894,490	\$ 9,664,566	\$ 9,369,586	\$ 9,194,904	\$ 9,186,308	\$ 8,961,183
District's Proportionate Share of the Net Pension Liability (Asset) as a Percentage of its Covered Payroll	0%	0%	0%	0%	0%	0%	0%	0%
Plan Fiduciary Net Position as a Percentage of the Total Pension Liability	24.60%	26.95%	26.49%	25.41%	22.33%	28.71%	33.64%	33.76%

* The amounts presented for each fiscal year were determined as of the previous fiscal year-end.

This schedule is presented to illustrate the requirement to show information for 10 years in accordance with GASB Statement No. 68. However, until a full 10-year trend is compiled, the District will only present information for those years for which information is available.

**RIVER VALE BOARD OF EDUCATION
REQUIRED SUPPLEMENTARY INFORMATION
SCHEDULE OF DISTRICT'S PROPORTIONATE SHARE OF NET PENSION LIABILITY
AND SCHEDULE OF DISTRICT CONTRIBUTIONS
NOTES TO REQUIRED SUPPLEMENTARY INFORMATION
FOR THE FISCAL YEAR ENDED JUNE 30, 2021**

Change of Benefit Terms: None.

Change of Assumptions: Assumptions used in calculating the net pension liability and statutorily required employer contribution are presented in Note 4.

**RIVER VALE BOARD OF EDUCATION
REQUIRED SUPPLEMENTARY INFORMATION
SCHEDULE OF CHANGES IN THE DISTRICT'S PROPORTIONATE SHARE OF
TOTAL OPEB LIABILITY**

Postemployment Health Benefit Plan

Last Four Fiscal Years*

	<u>2021</u>	<u>2020</u>	<u>2019</u>	<u>2018</u>
Total OPEB Liability				
Service Cost	\$ 1,282,861	\$ 1,258,818	\$ 1,457,312	\$ 1,746,924
Interest on Total OPEB Liability	1,189,141	1,460,927	1,523,146	1,318,863
Differences Between Expected and Actual Experience	9,862,958	(6,058,007)	(2,363,678)	-
Changes of Assumptions	9,959,445	494,252	(4,243,670)	(5,490,916)
Gross Benefit Payments	(949,197)	(1,017,571)	(988,839)	(927,976)
Contribution from the Member	<u>28,770</u>	<u>30,164</u>	<u>34,176</u>	<u>34,170</u>
Net Change in Total OPEB Liability	21,373,978	(3,831,417)	(4,581,553)	(3,318,935)
Total OPEB Liability - Beginning	<u>33,148,840</u>	<u>36,980,257</u>	<u>41,561,810</u>	<u>44,880,745</u>
Total OPEB Liability - Ending	<u>\$ 54,522,818</u>	<u>\$ 33,148,840</u>	<u>\$ 36,980,257</u>	<u>\$ 41,561,810</u>
District's Proportionate Share of OPEB Liability	\$ -	\$ -	\$ -	\$ -
State's Proportionate Share of OPEB Liability	<u>54,522,818</u>	<u>33,148,840</u>	<u>36,980,257</u>	<u>41,561,810</u>
Total OPEB Liability - Ending	<u>\$ 54,522,818</u>	<u>\$ 33,148,840</u>	<u>\$ 36,980,257</u>	<u>\$ 41,561,810</u>
District's Covered-Employee Payroll	<u>\$ 12,457,057</u>	<u>\$ 12,064,254</u>	<u>\$ 11,703,606</u>	<u>\$ 11,408,139</u>
District's Proportionate Share of the Total OPEB Liability as a Percentage of its Covered-Employee Payroll	0%	0%	0%	0%

Note: No assets are accumulated in a trust that meets the criteria in paragraph 4 of GASB 75.

*The amounts presented for each fiscal year were determined as of the previous fiscal year end.

This schedule is presented to illustrate the requirement to show information for 10 years in accordance with GASB Statement No. 75. However, until a full 10-year trend is compiled, the District will only present information for those years for which information is available.

**RIVER VALE BOARD OF EDUCATION
REQUIRED SUPPLEMENTARY INFORMATION
SCHEDULE OF CHANGES IN THE DISTRICT'S PROPORTIONATE SHARE OF THE OPEB LIABILITY
AND SCHEDULE OF DISTRICT PROPORTIONATE SHARE OF THE OPEB LIABILITY
NOTES TO REQUIRED SUPPLEMENTARY INFORMATION
FOR THE FISCAL YEAR ENDED JUNE 30, 2021**

Changes in Benefit Terms:

None.

Changes of Assumptions

Assumptions used in calculating the OPEB liability are presented in Note 4E.

SCHOOL LEVEL SCHEDULES

(General Fund)

NOT APPLICABLE

SPECIAL REVENUE FUND

RIVER VALE BOARD OF EDUCATION
SPECIAL REVENUE FUND
COMBINING SCHEDULE OF REVENUES AND EXPENDITURES
BUDGETARY BASIS
FOR THE FISCAL YEAR ENDED JUNE 30, 2021

	IDEA Basic	IDEA Preschool	ESEA Title II	Bergen County C.A.R.E.S.	Coronavirus Relief Fund Grant	ESSER I Non-Title I C.A.R.E.S.	Student Activities	Total
REVENUES								
Intergovernmental								
Local	\$ 236,881	\$ 13,538	\$ 15,297	\$ 25,000	\$ 27,500	\$ 29,768	\$ 53,373	\$ 347,984
Federal							-	
Total Revenues	<u>\$ 236,881</u>	<u>\$ 13,538</u>	<u>\$ 15,297</u>	<u>\$ 25,000</u>	<u>\$ 27,500</u>	<u>\$ 29,768</u>	<u>\$ 53,373</u>	<u>\$ 401,357</u>
EXPENDITURES								
Instruction								
Tuition	\$ 234,147	\$ 13,538						\$ 247,685
General Supplies						\$ 22,050		22,050
Co-Curricular/Extra-Curricular Activities							\$ 33,113	33,113
Total Instruction	<u>234,147</u>	<u>13,538</u>				<u>22,050</u>	<u>33,113</u>	<u>302,848</u>
Support Services								
Purchased Professional/Educational Services			\$ 15,297			7,718		23,015
General Supplies	2,734			\$ 25,000	\$ 27,500			55,234
Total Support Services	<u>2,734</u>		<u>15,297</u>	<u>25,000</u>	<u>27,500</u>	<u>7,718</u>		<u>78,249</u>
Total Expenditures	<u>\$ 236,881</u>	<u>\$ 13,538</u>	<u>\$ 15,297</u>	<u>\$ 25,000</u>	<u>\$ 27,500</u>	<u>\$ 29,768</u>	<u>\$ 33,113</u>	<u>\$ 381,097</u>
Net Change in Fund Balances							20,260	20,260
Fund Balances, Beginning of Year, (Restated)							106,573	106,573
Fund Balances, End of Year	<u>\$ -</u>	<u>\$ -</u>	<u>\$ -</u>	<u>\$ -</u>	<u>\$ -</u>	<u>\$ -</u>	<u>\$ 126,833</u>	<u>\$ 126,833</u>

**RIVER VALE BOARD OF EDUCATION
SPECIAL REVENUE FUND
PRESCHOOL EDUCATION PROGRAM AID
SCHEDULE OF EXPENDITURES - BUDGETARY BASIS
FOR THE FISCAL YEAR ENDED JUNE 30, 2021**

NOT APPLICABLE

**RIVER VALE BOARD OF EDUCATION
STUDENT ACTIVITY AGENCY FUND
SCHEDULE OF RECEIPTS AND DISBURSEMENTS
FOR THE FISCAL YEAR ENDED JUNE 30, 2021**

	Balance, July 1, <u>2020</u>	Cash <u>Receipts</u>	Cash <u>Disbursements</u>	Balance, June 30, <u>2021</u>
SCHOOLS				
Roberge Elementary	\$ 18,924	\$ 2,144	\$ 572	\$ 20,496
Woodside Elementary	14,673	6,721	780	20,614
Holdrum Middle School	72,976	25,792	13,354	85,414
Merchant Account	-	16,824	16,515	309
Total All Schools	<u>\$ 106,573</u>	<u>\$ 51,481</u>	<u>\$ 31,221</u>	<u>\$ 126,833</u>

CAPITAL PROJECTS FUND

**RIVER VALE BOARD OF EDUCATION
CAPITAL PROJECTS FUND
SUMMARY SCHEDULE OF PROJECT EXPENDITURES
FROM INCEPTION AND FOR THE FISCAL YEAR ENDED JUNE 30, 2021**

<u>Issue/Project Title</u>	Expenditures To Date			<u>Balance June 30, 2021</u>
	<u>Appropriation</u>	<u>Prior Years</u>	<u>Current Year</u>	
Facilities Acquisitions and Construction Services at Holdrum, Woodside and Roberge Schools*	\$ 19,646,038	\$ 19,645,090		\$ 948
Roberge Upgrade 2 Gang Bathrooms and 2 Staff Bathrooms	238,805	239,405		(600)
Technology Project **	301,518	294,792	\$	(7,460)
Emergency Generator Project	650,000	636,160	\$ 7,394	6,446
Fiscal Year 2021 School Bond Referendum - Proposal #1 and #2				
Various Upgrades and Renovations	40,795,494	-	114,671	40,680,823
Total	\$ 61,631,855	\$ 20,815,447	\$ 122,065	\$ (7,460)
Project Balances, June 30, 2021				\$ 40,686,883
Less: Debt Authorized But Not Issued				(34,026,442)
Project Funded in 2021/2022 Budget				(6,770,000)
Fund Balance, GAAP Basis				\$ (109,559)
Reconciliation to Governmental Funds Statements (GAAP):				
Fund Balance, Budgetary Basis				\$ (109,559)
Fund Balance Per Governmental Funds (GAAP)				\$ (109,559)
Analysis of Restricted Fund Balance				
Year End Encumbrances				\$ 3,214,934
Restricted Fund Balance				(3,324,493)
Fund Balance Per Governmental Funds (GAAP)				\$ (109,559)

* - Modified Appropriation for transfer from Capital Reserve \$800,000.

** Modified Appropriation for interest earning.

**RIVER VALE BOARD OF EDUCATION
CAPITAL PROJECTS FUND
SUMMARY SCHEDULE OF PROJECT REVENUES, EXPENDITURES AND
CHANGES IN FUND BALANCE - BUDGETARY BASIS
FOR THE FISCAL YEAR ENDED JUNE 30, 2021**

Revenues and Other Financing Sources

Revenues:

Interest on Deposits	\$ <u>253</u>
----------------------	---------------

Total Revenues and Other Financing Sources	<u>253</u>
--	------------

Expenditures and Other Financing Uses

Other Professional Services	13,171
-----------------------------	--------

Architectural/Engineering Services	101,500
------------------------------------	---------

Construction Services	7,394
-----------------------	-------

Transfer to General Fund	<u>7,712</u>
--------------------------	--------------

Total Expenditures and Other Financing Uses	<u>129,777</u>
---	----------------

Excess (Deficiency) of Revenue and Other Financing Sources and (Uses)	
---	--

Over/(Under) Expenditures and Other Financing Uses	(129,524)
--	-----------

Fund Balance, Beginning of Year	<u>19,965</u>
---------------------------------	---------------

Fund Balance, End of Year - Budgetary Basis	\$ <u>(109,559)</u>
---	---------------------

Fund Balance, End of Year - GAAP Basis	\$ <u>(109,559)</u>
--	---------------------

**RIVER VALE BOARD OF EDUCATION
CAPITAL PROJECTS FUND
SCHEDULE OF PROJECT REVENUES, EXPENDITURES, PROJECT BALANCE,
AND PROJECT STATUS - BUDGETARY BASIS
IMPROVEMENTS TO THE MIDDLE SCHOOL AND ELEMENTARY SCHOOLS
FROM INCEPTION AND FOR THE FISCAL YEAR ENDED JUNE 30, 2021**

	<u>Prior Periods</u>	<u>Current Year</u>	<u>Totals</u>	<u>Revised Authorized Cost</u>
Revenues and Other Financing Sources				
State Sources - SCC Grants	\$ 6,115,052		\$ 6,115,052	\$ 6,115,052
Bond Proceeds	12,834,000		12,834,000	12,834,000
Transfer from Capital Reserve	800,000		800,000	800,000
	<u>19,749,052</u>	<u>-</u>	<u>19,749,052</u>	<u>19,749,052</u>
Expenditures and Other Financing Uses				
Construction Services	19,645,090		19,645,090	19,645,090
Transfer Out	103,962		103,962	103,962
	<u>19,749,052</u>	<u>-</u>	<u>19,749,052</u>	<u>19,749,052</u>
Excess (deficiency) or Revenues over (under) Expenditures	<u>\$ -</u>	<u>\$ -</u>	<u>-</u>	<u>\$ -</u>
Additional project information:				
Project Number	4430-050-01-0393-00	Add: Authorized		
	4430-060-01-0395-00	Debt Not		
	4430-070-01-0394-00	Issued	<u>948</u>	
Grant Date	11/9/2001		<u>\$ 948</u>	
Bond Authorization Date	9/27/2000			
Bonds Authorized	\$ 12,834,948			
Bonds Issued	12,834,000			
Original Authorized Cost	18,950,000			
Additional Authorized Cost	800,000			
Revised Authorized Cost	19,750,000			
Percentage Increase over Original Authorized Cost	4.00%			
Percentage completion	100%			
Original target completion date	9/1/2004			
Revised target completion date	12/1/2005			

**RIVER VALE BOARD OF EDUCATION
CAPITAL PROJECTS FUND
SCHEDULE OF PROJECT REVENUES, EXPENDITURES, PROJECT BALANCE,
AND PROJECT STATUS - BUDGETARY BASIS
ROBERGE ELEMENTARY SCHOOL - UPGRADE 2 GANG BATHROOMS AND 2 STAFF BATHROOMS
FROM INCEPTION AND FOR THE FISCAL YEAR ENDED JUNE 30, 2021**

	<u>Prior Periods</u>	<u>Current Year</u>	<u>Totals</u>	<u>Revised Authorized Cost</u>
Revenues and Other Financing Sources				
SDA Grant Proceeds	\$ 95,280		\$ 95,280	\$ 95,280
Transfer from Capital Reserve	1,085		1,085	1,085
Transfer from Capital Outlay	142,440		142,440	142,440
	<hr/>		<hr/>	<hr/>
Total Revenues	238,805	-	238,805	238,805
	<hr/>		<hr/>	<hr/>
Expenditures and Other Financing Uses				
Professional Services	23,005		23,005	23,005
Construction Services	216,400		216,400	215,800
	<hr/>		<hr/>	<hr/>
Total Expenditures	239,405	-	239,405	238,805
	<hr/>		<hr/>	<hr/>
Excess (deficiency) or Revenues over (under) Expenditures	<u>\$ (600)</u>	<u>\$ -</u>	<u>\$ (600)</u>	<u>\$ -</u>
Additional project information:				
Project Number	DOE Project #	4430-060-14-1001		
	SDA Project #	4430-060-14-G1GS		
	Grant #	G5-4920		
Grant Date		3/5/2014		
Bond Authorization Date		N/A		
Bonds Authorized		N/A		
Bonds Issued		N/A		
Original Authorized Cost	\$	292,200		
Reduced Authorized Cost		(53,395)		
Revised Authorized Cost		238,805		
Percentage Decrease over Original Authorized Cost		-18.27%		
Percentage completion		100.00%		
Original target completion date		Dec 2014		
Revised target completion date		June 2015		

**RIVER VALE BOARD OF EDUCATION
CAPITAL PROJECTS FUND
SCHEDULE OF PROJECT REVENUES, EXPENDITURES, PROJECT BALANCE,
AND PROJECT STATUS - BUDGETARY BASIS
TECHNOLOGY PROJECT
FROM INCEPTION AND FOR THE FISCAL YEAR ENDED JUNE 30, 2021**

	<u>Prior Periods</u>	<u>Current Year</u>	<u>Totals</u>	<u>Revised Authorized Cost</u>
Revenues and Other Financing				
Sources				
Lease Proceeds	\$ 294,500		\$ 294,500	\$ 294,500
Interest Earnings	7,017	\$ 1	7,018	7,018
	<u>301,517</u>	<u>1</u>	<u>301,518</u>	<u>301,518</u>
Expenditures and Other				
Financing Uses				
Equipment	294,792		294,792	294,500
Transfer Out - General Fund	-	7,460	7,460	7,018
	<u>294,792</u>	<u>7,460</u>	<u>302,252</u>	<u>301,518</u>
Excess (deficiency) or Revenues over (under) Expenditures	<u>\$ 6,725</u>	<u>\$ (7,459)</u>	<u>\$ (734)</u>	<u>\$ -</u>
Additional project information:				
Project Number	N/A			
Grant Date	N/A			
Bond Authorization Date	N/A			
Bonds Authorized	N/A			
Bonds Issued	N/A			
Original Authorized Cost	\$ 294,500			
Additional Authorized Cost	7,018			
Revised Authorized Cost	301,518			
Percentage Increase over Original Authorized Cost	2.38%			
Percentage completion	100%			
Original target completion date	June 2019			
Revised target completion date	June 2021			

**RIVER VALE BOARD OF EDUCATION
CAPITAL PROJECTS FUND
SCHEDULE OF PROJECT REVENUES, EXPENDITURES, PROJECT BALANCE,
AND PROJECT STATUS - BUDGETARY BASIS
EMERGENCY GENERATOR PROJECT
FROM INCEPTION AND FOR THE FISCAL YEAR ENDED JUNE 30, 2021**

	<u>Prior Periods</u>	<u>Current Year</u>	<u>Totals</u>	<u>Revised Authorized Cost</u>
Revenues and Other Financing Sources				
Transfer from Capital Reserve	\$ 650,000	_____	\$ 650,000	\$ 650,000
Total Revenues	650,000	-	650,000	650,000
Expenditures and Other Financing Uses				
Professional Services	12,596	_____	12,596	17,780
Construction Services	623,564	\$ 7,394	630,958	632,220
Total Expenditures	636,160	7,394	643,554	650,000
Excess (deficiency) or Revenues over (under) Expenditures	\$ 13,840	\$ (7,394)	\$ 6,446	\$ -
Additional project information:				
Project Number	N/A			
Grant Date	N/A			
Bond Authorization Date	N/A			
Bonds Authorized	N/A			
Bonds Issued	N/A			
Original Authorized Cost	\$ 650,000			
Additional Authorized Cost	N/A			
Revised Authorized Cost	N/A			
Percentage Increase over Original Authorized Cost	0.00%			
Percentage completion	99.01%			
Original target completion date	September 2019			
Revised target completion date	June 2022			

**RIVER VALE BOARD OF EDUCATION
CAPITAL PROJECTS FUND
SCHEDULE OF PROJECT REVENUES, EXPENDITURES, PROJECT BALANCE,
AND PROJECT STATUS - BUDGETARY BASIS
FISCAL YEAR 2021 BOND REFERENDUM - PROPOSAL #1 AND #2 - VARIOUS UPGRADES AND
RENOVATIONS TO ALL DISTRICT SCHOOLS
FROM INCEPTION AND FOR THE FISCAL YEAR ENDED JUNE 30, 2021**

	<u>Prior Periods</u>	<u>Current Year</u>	<u>Totals</u>	<u>Revised Authorized Cost</u>
Revenues and Other Financing Sources				
Bond Proceeds			-	\$ 34,025,494
Transfer from Capital Reserve			-	6,770,000
Total Revenues	-	-	-	40,795,494
Expenditures and Other Financing Uses				
Other Professional Services		\$ 13,171	\$ 13,171	1,275,031
Architectural/Engineering Services		101,500	101,500	3,520,463
Construction Services			-	36,000,000
Total Expenditures	-	114,671	114,671	40,795,494
Excess (deficiency) or Revenues over (under) Expenditures	<u>\$ -</u>	<u>\$ (114,671)</u>	(114,671)	<u>\$ -</u>
Additional project information:				
Project Number	4430-050-20-1000	Add: Authorized		
	4430-060-20-1000	Debt Not		
	4430-070-20-1000	Issued	34,025,494	
Grant Date	N/A	Project Funded		
Bond Authorization Date	8/11/2021	in 2021/22		
Bonds Authorized	\$ 25,000,463	Budget	<u>6,770,000</u>	
Bonds Issued				
Original Authorized Cost	31,770,463		<u>\$ 40,680,823</u>	
Additional Authorized Cost	-			
Revised Authorized Cost	31,770,463			
Percentage Increase over Original Authorized Cost	0.00%			
Percentage completion	100%			
Original target completion date	6/30/2024			
Revised target completion date	6/30/2024			

**RIVER VALE BOARD OF EDUCATION
CAPITAL PROJECTS FUND
SCHEDULE OF PROJECT REVENUES, EXPENDITURES, PROJECT BALANCE,
AND PROJECT STATUS - BUDGETARY BASIS
FROM INCEPTION AND FOR THE FISCAL YEAR ENDED JUNE 30, 2021**

NOT APPLICABLE

PROPRIETARY FUNDS

**RIVER VALE BOARD OF EDUCATION
ENTERPRISE FUND
STATEMENT OF NET POSITION
AS OF JUNE 30, 2021**

FINANCIAL STATEMENTS ARE PRESENTED ON EXHIBIT B-4

**STATEMENT OF REVENUES, EXPENSES AND
CHANGES IN NET POSITION
FOR THE FISCAL YEAR ENDED JUNE 30, 2021**

FINANCIAL STATEMENTS ARE PRESENTED ON EXHIBIT B-5

**STATEMENT OF CASH FLOWS
FOR THE FISCAL YEAR ENDED JUNE 30, 2021**

FINANCIAL STATEMENTS ARE PRESENTED ON EXHIBIT B-6

FIDUCIARY FUNDS

NOT APPLICABLE

LONG-TERM DEBT

RIVER VALE BOARD OF EDUCATION
 LONG-TERM DEBT
 SCHEDULE OF SERIAL BONDS
 FOR THE FISCAL YEAR ENDED JUNE 30, 2021

<u>Issue</u>	<u>Date of Issue</u>	<u>Amount of Issue</u>	<u>Annual Maturities Date</u>	<u>Annual Maturities Amount</u>	<u>Interest Rate</u>	<u>Balance, July 1, 2020</u>	<u>Decreased</u>	<u>Balance, June 30, 2021</u>
School District Refunding Bonds - 2009	2/25/2010	\$ 7,080,000	9/15/2020	\$ 790,000	4.50 %	\$ 790,000	\$ 790,000	\$ -
						\$ 790,000	\$ 790,000	\$ -

**RIVER VALE BOARD OF EDUCATION
LONG-TERM DEBT
SCHEDULE OF OBLIGATIONS UNDER CAPITAL LEASES AND LEASE PURCHASE AGREEMENTS
FOR THE FISCAL YEAR ENDED JUNE 30, 2021**

CAPITAL LEASES

<u>Description</u>	<u>Interest Rate</u>	<u>Amount of Original Obligation</u>	<u>Balance, July 1, 2020</u>	<u>Increased</u>	<u>Decreased</u>	<u>Balance, June 30, 2021</u>
Boiler and Generator Project - 2018	2.910%	\$ 430,540	\$ 253,166		\$ 81,983	\$ 171,183
Copiers - 2018	3.360%	126,983	<u>65,969</u>	-	<u>25,725</u>	<u>40,244</u>
Total			<u>\$ 319,135</u>	<u>\$ -</u>	<u>\$ 107,708</u>	<u>\$ 211,427</u>

**RIVER VALE BOARD OF EDUCATION
DEBT SERVICE FUND
BUDGETARY COMPARISON SCHEDULE - BUDGET AND ACTUAL
FOR THE FISCAL YEAR ENDED JUNE 30, 2021**

	<u>Original Budget</u>	<u>Adjustments</u>	<u>Final Budget</u>	<u>Actual</u>	<u>Variance Final to Actual</u>
REVENUES					
Local Sources					
Local Property Tax Levy	\$ 807,775	-	\$ 807,775	\$ 807,775	-
Total Revenues	<u>807,775</u>	<u>-</u>	<u>807,775</u>	<u>807,775</u>	<u>-</u>
EXPENDITURES					
Regular Debt Service					
Principal	790,000		790,000	790,000	
Interest	<u>17,775</u>	<u>-</u>	<u>17,775</u>	<u>17,775</u>	<u>-</u>
Total Expenditures	<u>807,775</u>	<u>-</u>	<u>807,775</u>	<u>807,775</u>	<u>-</u>
Excess of Revenues Over Expenditures	-	-	-	-	-
Fund Balance, Beginning of Year	<u>-</u>	<u>-</u>	<u>-</u>	<u>-</u>	<u>-</u>
Fund Balance, End of Year	<u>\$ -</u>	<u>\$ -</u>	<u>\$ -</u>	<u>\$ -</u>	<u>\$ -</u>

STATISTICAL SECTION

This part of the River Vale Board of Education's comprehensive annual financial report presents detailed information as a context for understanding what the information in the financial statements, note disclosures, and required supplementary information says about the government's overall financial health.

Contents

Exhibits

Financial Trends

These schedules contain trend information to help the reader understand how the government's financial performance and well-being have changed over time.

J-1 to J-5

Revenue Capacity

These schedules contain information to help the reader assess the government's most significant local revenue source, the property tax.

J-6 to J-9

Debt Capacity

These schedules present information to help the reader assess the affordability of the government's current levels of outstanding debt and the government's ability to issue additional debt in the future.

J-10 to J-13

Demographic and Economic Information

These schedules offer demographic and economic indicators to help the reader understand the environment within which the government's financial activities take place.

J-14 and J-15

Operating Information

These schedules contain service and infrastructure data to help the reader understand how the information in the government's financial report relates to the services the government provides and the activities it performs.

J-16 to J-20

Sources: Unless otherwise noted, the information in these schedules is derived from the comprehensive annual financial reports for the relevant year.

RIVER VALE BOARD OF EDUCATION
NET POSITION BY COMPONENT
LAST TEN FISCAL YEARS
(Unaudited)
(accrual basis of accounting)

	Fiscal Year Ended June 30,									
	2012	2013	2014	2015	2016	2017	2018	2019	2020	2021
Governmental Activities										
Net Investment in Capital Assets	\$ 13,128,780	\$ 11,598,974	\$ 13,275,640	\$ 13,584,567	\$ 14,277,535	\$ 15,262,477	\$ 16,285,030	\$ 17,400,881	\$ 18,233,200	\$ 18,918,368
Restricted	716,927	641,463	1,055,866	2,484,162	3,256,802	4,094,443	5,162,107	5,292,572	7,037,414	8,739,902
Unrestricted	712,521	1,921,197	(4,342,704)	(4,364,121)	(4,320,483)	(4,889,344)	(5,064,138)	(4,783,155)	(4,414,881)	(5,232,697)
Total Governmental Activities Net Position	\$ 14,558,228	\$ 14,161,634	\$ 9,988,802	\$ 11,704,608	\$ 13,213,854	\$ 14,467,576	\$ 16,382,999	\$ 17,910,300	\$ 20,855,733	\$ 22,425,573
Business-Type Activities										
Net Investment in Capital Assets	\$ 1,659	\$ 1,270	\$ 880	\$ 491	\$ 153					
Restricted										
Unrestricted	146,758	6,350	5,515	6,825	3,035	4,560	5,038	7,100	4,088	4,099
Total Business-Type Activities Net Position	\$ 148,417	\$ 7,620	\$ 6,395	\$ 7,316	\$ 3,188	\$ 4,560	\$ 5,038	\$ 7,100	\$ 4,088	\$ 4,099
District-Wide										
Net Investment in Capital Assets	\$ 13,130,439	\$ 11,600,244	\$ 13,276,520	\$ 13,585,058	\$ 14,277,688	\$ 15,262,477	\$ 16,285,030	\$ 17,400,881	\$ 18,233,200	\$ 18,918,368
Restricted	716,927	641,463	1,055,866	2,484,162	3,256,802	4,094,443	5,162,107	5,292,572	7,037,414	8,739,902
Unrestricted	859,279	1,927,547	(4,337,189)	(4,357,296)	(4,317,448)	(4,884,784)	(5,059,100)	(4,776,053)	(4,410,793)	(5,228,598)
Total District Net Position	\$ 14,706,645	\$ 14,169,254	\$ 9,995,197	\$ 11,711,924	\$ 13,217,042	\$ 14,472,136	\$ 16,388,037	\$ 17,917,400	\$ 20,859,821	\$ 22,429,672

Note 1 - Net Position at June 30, 2014 is restated to reflect the implementation of GASB Statement No. 68, "Accounting and Financial Reporting for Pensions".

Note 2 - Net Position at June 30, 2020 is restated to reflect the implementation of GASB Statement No. 84, "Fiduciary Activities".

RIVER VALE BOARD OF EDUCATION
CHANGES IN NET POSITION
LAST TEN FISCAL YEARS
(Unaudited)
(accrual basis of accounting)

	Fiscal Year Ended June 30,									
	2012	2013	2014	2015	2016	2017	2018	2019	2020	2021
Expenses										
Governmental Activities										
Instruction										
Regular	\$ 9,833,606	\$ 10,096,119	\$ 10,345,903	\$ 12,155,828	\$ 12,956,831	\$ 14,660,861	\$ 14,844,590	\$ 13,879,320	\$ 13,398,018	\$ 14,410,133
Special Education	2,230,345	2,231,290	2,573,541	3,012,413	2,833,926	3,307,958	3,197,258	3,289,415	3,292,070	3,569,347
Other Instruction	677,912	672,031	619,745	777,249	826,581	735,652	778,351	831,455	801,974	978,042
School Sponsored Activities and Athletics	120,488	124,146	136,012	165,731	187,152	195,003	197,371	192,072	178,731	204,361
Support Services:										
Student & Instruction Related Services	2,329,447	2,444,437	2,661,439	2,969,688	3,101,326	3,520,859	3,755,883	3,613,041	3,543,222	4,279,542
Attendance and Social Work	113,304	200,410	98,199	95,684	101,908	95,463	115,397	89,686	92,537	136,034
Educational Media/School Library	423,129	297,026	275,026	245,608	252,636	281,046	404,105	372,292	276,629	294,785
School Administrative Services	1,133,352	1,192,633	1,183,983	1,191,048	1,315,095	1,398,509	1,389,406	1,292,720	1,270,239	999,130
General Administration	742,344	724,425	619,558	609,048	630,874	627,090	683,631	685,570	796,618	693,937
Central Services	1,099,110	1,095,091	1,299,740	1,068,917	1,175,357	1,274,128	1,283,092	1,265,156	1,210,459	1,441,212
Plant Operations and Maintenance	1,965,809	2,078,059	2,275,527	2,220,141	2,213,141	2,263,671	2,176,186	2,537,756	2,373,660	3,367,557
Pupil Transportation	443,474	397,901	390,519	435,775	391,112	351,882	384,269	398,892	301,420	289,116
Interest on Long-Term Debt	248,580	229,357	211,850	196,130	166,924	135,810	106,258	80,291	54,290	14,403
Total Governmental Activities Expenses	21,360,698	21,782,925	22,691,978	25,143,260	26,152,863	28,845,912	29,315,797	28,527,666	27,589,867	30,677,599
Business-Type Activities:										
Food Service	48,026	22,039	19,770	16,722	21,783	20,537	19,648	16,579	19,980	25
Park Academy	7,662	4,899	4,013	2,151	3,446	3,436	1,107	952	331	-
Total Business-Type Activities Expense	55,688	26,938	23,783	18,873	25,229	23,973	20,755	17,531	20,311	25
Total District Expenses	\$ 21,416,386	\$ 21,809,863	\$ 22,715,761	\$ 25,162,133	\$ 26,178,092	\$ 28,869,885	\$ 29,336,552	\$ 28,545,197	\$ 27,610,178	\$ 30,677,624
Program Revenues										
Governmental Activities:										
Charges for Services:										
Instruction (Tuition)	\$ 17,600	\$ 20,260	\$ 27,350	\$ 17,801	\$ 18,785	\$ 20,155	\$ 31,540	\$ 34,867	\$ 25,617	\$ 7,500
School-Sponsored Activities and Athletics	1,823,995	2,655,210	2,940,129	2,778,294	5,183,923	5,921,273	7,968,230	8,471,792	6,956,169	8,583,355
Operating Grants and Contributions	-	221,010	100,000	22,260	304,130	298	-	2,975	150,000	59,626
Capital Grants and Contributions	1,841,595	2,896,480	3,067,479	2,818,355	5,506,838	5,941,726	7,999,770	8,509,634	7,131,786	8,703,854
Total Governmental Activities Program Revenues										

**RIVER VALE BOARD OF EDUCATION
CHANGES IN NET POSITION
LAST TEN FISCAL YEARS
(Unaudited)
(accrual basis of accounting)**

	Fiscal Year Ended June 30,									
	2012	2013	2014	2015	2016	2017	2018	2019	2020	2021
Business-Type Activities:										
Changes for Services										
Food Service	\$ 25,835	\$ 19,804	\$ 17,169	\$ 12,666	\$ 11,318	\$ 11,826	\$ 14,623	\$ 13,149	\$ 12,168	\$ 25
Park Academy	689,928	1,175	7,865	4,013	2,151	3,446	3,436	1,107	952	
Operating Grants and Contributions	11,028	9,594	8,147	5,793	6,279	5,800	7,258	6,938	6,349	
Total Business Type Activities Program Revenues	726,791	30,573	33,181	22,472	19,748	21,072	25,317	21,194	19,469	25
Total District Program Revenues	\$ 2,568,386	\$ 2,927,053	\$ 3,100,660	\$ 2,840,827	\$ 5,526,586	\$ 5,962,798	\$ 8,025,087	\$ 8,530,828	\$ 7,151,255	\$ 8,703,879
Net (Expense)/Revenue										
Governmental Activities	\$ (19,519,103)	\$ (18,886,445)	\$ (19,624,499)	\$ (22,324,905)	\$ (20,646,025)	\$ (22,904,186)	\$ (21,316,027)	\$ (20,018,032)	\$ (20,458,081)	\$ (21,973,745)
Business-Type Activities	671,103	3,635	9,398	3,599	(5,481)	(2,901)	4,562	3,663	(842)	-
Total district-wide net expense	\$ (18,848,000)	\$ (18,882,810)	\$ (19,615,101)	\$ (22,321,306)	\$ (20,651,506)	\$ (22,907,087)	\$ (21,311,465)	\$ (20,014,369)	\$ (20,458,923)	\$ (21,973,745)
General Revenues and Other Changes in Net Position										
Governmental Activities:										
Property Taxes Levied for General Purposes, net	\$ 19,525,073	\$ 19,881,917	\$ 20,258,781	\$ 20,804,887	\$ 21,175,835	\$ 21,563,660	\$ 21,917,688	\$ 22,280,759	\$ 22,655,917	\$ 23,409,896
Unrestricted Grants and Contributions	3,800			11,300		12,382	12,375	12,366	1,097	
Net Gain(Loss) on Contributed Asset	176,827	(1,336)	14,022	14,063	10,456	15,330	19,941	33,464	113,273	27,716
Investment Earnings	20,188	6,358						394,997	152,894	105,973
Miscellaneous Income	45,777	160,702	163,404	123,918	154,637	129,011	149,860			
Total Governmental Activities	19,771,665	20,047,641	20,436,207	20,942,868	21,352,228	21,720,383	22,099,864	22,721,586	22,923,181	23,543,585
Business-Type Activities:										
Transfer to Participating Districts		(147,126)				29	28	39	124	11
Investment Earnings	1,480	154	86	86	46	46	28	39	124	11
Total Business-Type Activities	1,480	154	(147,040)	86	46	29	28	39	124	11
Total District-Wide	\$ 19,773,145	\$ 20,047,795	\$ 20,289,167	\$ 20,942,954	\$ 21,352,274	\$ 21,720,412	\$ 22,099,892	\$ 22,721,625	\$ 22,923,305	\$ 23,543,596
Change in Net Position										
Governmental Activities	\$ 252,562	\$ 1,161,196	\$ 811,708	\$ (1,382,037)	\$ 706,203	\$ (1,183,803)	\$ 783,837	\$ 2,703,554	\$ 2,465,100	\$ 1,569,840
Business-Type Activities	672,583	3,789	(137,642)	3,685	(5,435)	(2,872)	4,590	3,702	(718)	11
Total District	\$ 925,145	\$ 1,164,985	\$ 674,066	\$ (1,378,352)	\$ 700,768	\$ (1,186,675)	\$ 788,427	\$ 2,707,256	\$ 2,464,382	\$ 1,569,851

RIVER VALE BOARD OF EDUCATION
 FUND BALANCES - GOVERNMENTAL FUNDS
 LAST TEN FISCAL YEARS

(Unaudited)

(modified accrual basis of accounting)

	Fiscal Year Ended June 30,									
	2012	2013	2014	2015	2016	2017	2018	2019	2020	2021
General Fund										
Restricted	\$ 1,253,603	\$ 1,202,168	\$ 1,732,799	\$ 3,297,639	\$ 4,058,596	\$ 4,333,422	\$ 4,907,058	\$ 6,145,276	\$ 8,179,548	\$ 9,009,703
Committed	203,890	991,418	111,222	252,989	866,013	866,013	433,214	69,351	403,700	
Assigned	168,056	491,864	215,128	159,884	157,805	157,805	424,344	337,241	443,635	64,529
Unassigned	351,097	349,155	389,383	361,755	369,795	383,236	406,324	391,227	365,009	867,179
Total General Fund	\$ 1,976,646	\$ 3,034,605	\$ 2,448,532	\$ 3,659,394	\$ 4,841,264	\$ 5,740,476	\$ 6,170,940	\$ 6,943,095	\$ 9,391,892	\$ 9,941,411
All Other Governmental Funds										
Restricted	\$ 99,393	\$ 780,535	\$ 801,566	\$ 225,580	\$ 102,963	\$ 372,827	\$ 1,345,598	\$ 491,326	\$ 126,538	\$ 17,274
Total All Other Governmental Funds	\$ 99,393	\$ 780,535	\$ 801,566	\$ 225,580	\$ 102,963	\$ 372,827	\$ 1,345,598	\$ 491,326	\$ 126,538	\$ 17,274

Note 1 - Fund Balances at June 30, 2020 have been restated to reflect the implementation of GASB Statement No. 84 "Fiduciary Activities".

**RIVER VALE BOARD OF EDUCATION
CHANGES IN FUND BALANCES - GOVERNMENTAL FUNDS
LAST TEN FISCAL YEARS**
(Unaudited)

(modified accrual basis of accounting)

	Fiscal Year Ended June 30,									
	2012	2013	2014	2015	2016	2017	2018	2019	2020	2021
Revenues										
Tax Levy	\$ 19,881,917	\$ 20,258,781	\$ 20,804,887	\$ 21,175,835	\$ 21,563,660	\$ 21,917,688	\$ 22,280,759	\$ 22,655,917	\$ 23,029,689	\$ 23,409,896
Tuition Charges	20,260	27,350	17,801	18,785	20,155	31,540	34,867	25,617	29,359	7,500
Interest Earnings	6,358	14,022	14,063	10,456	15,330	19,941	33,464	113,273	114,399	27,716
Miscellaneous	165,008	270,404	128,009	163,898	187,308	156,073	407,341	311,894	166,121	159,346
State Sources	2,389,274	2,717,235	2,413,787	2,880,072	2,986,745	3,328,671	3,748,401	4,316,220	4,530,565	5,425,262
Federal Sources	482,640	221,894	382,676	328,343	225,904	313,986	224,497	252,485	322,915	347,984
Total revenues	22,945,457	23,509,686	23,761,223	24,577,389	24,999,102	25,767,899	26,729,329	27,675,406	28,193,048	29,377,704
Expenditures										
Instruction										
Regular Instruction	9,632,797	9,783,099	9,686,772	9,808,445	10,357,451	10,826,464	11,160,280	11,634,122	11,654,463	12,699,526
Special Education Instruction	2,196,405	2,196,058	2,590,164	2,833,105	2,644,651	2,955,284	2,821,276	3,067,943	3,149,235	3,319,748
Other Instruction	650,355	649,412	637,518	661,784	693,230	565,092	600,161	734,994	740,212	881,583
School Sponsored Activities and Athletics	120,488	124,146	134,096	165,731	178,420	172,983	176,024	185,496	181,660	189,474
Support Services:										
Student & Inst. Related Services	2,267,078	2,377,621	2,645,072	2,712,389	2,763,634	2,899,280	3,148,985	3,331,409	3,413,513	3,860,797
Attendance and Social Work	109,653	193,460	99,155	95,193	100,647	93,253	103,592	90,095	91,178	124,307
Educational Media/School Library	410,009	287,810	258,142	263,428	252,636	268,072	368,409	361,389	280,412	267,577
General Administration	713,172	734,678	617,850	606,474	610,702	580,032	633,979	665,759	798,855	678,011
School Administrative Services	1,094,797	1,142,196	1,149,939	1,063,175	1,140,969	1,127,609	1,125,295	1,119,180	1,161,050	924,239
Central Services	1,066,219	1,063,281	1,283,182	1,068,362	1,091,364	1,108,670	1,117,061	1,199,681	1,195,954	1,384,007
Plant Operations and Maintenance	1,922,929	2,041,453	2,254,127	2,171,232	2,115,705	2,079,883	1,999,126	2,464,373	2,363,436	2,601,253
Pupil Transportation	443,474	397,901	390,519	435,775	391,112	351,882	384,269	398,892	301,420	289,116
Capital Outlay	671,042	390,908	1,430,373	911,426	454,654	737,044	1,139,885	1,393,716	675,051	793,147
Debt Service:										
Principal	792,303	820,247	924,358	936,628	963,575	980,545	984,895	1,019,916	899,544	897,708
Interest and Other Charges	270,533	244,888	224,998	209,366	181,099	147,230	120,380	90,558	63,582	26,956
Total Expenditures	22,361,254	22,447,158	24,326,265	23,942,513	23,939,849	24,893,323	25,883,617	27,757,523	26,969,565	28,937,449

**RIVER VALE BOARD OF EDUCATION
CHANGES IN FUND BALANCES - GOVERNMENTAL FUNDS
LAST TEN FISCAL YEARS
(Unaudited)**

(modified accrual basis of accounting)

	Fiscal Year Ended June 30,									
	2012	2013	2014	2015	2016	2017	2018	2019	2020	2021
Excess (Deficiency) of Revenues over (under) Expenditures	\$ 584,203	\$ 1,062,528	\$ (565,042)	\$ 634,876	\$ 1,059,253	\$ 874,576	\$ 845,712	\$ (82,117)	\$ 1,223,483	\$ 440,255
Other Financing Sources (uses)										
Capital Leases (non-budgeted)	8,066	676,573				294,500	557,523			
Transfers In	(8,066)	1,161	488,862	528	386	384	650,655	116,106	3,866	7,712
Transfers Out		(1,161)	(488,862)	(528)	(386)	(384)	(650,655)	(116,106)	(3,866)	(7,712)
Total Other Financing Sources (uses)	-	676,573	-	-	-	294,500	557,523	-	-	-
Net Change in Fund Balances	\$ 584,203	\$ 1,739,101	\$ (565,042)	\$ 634,876	\$ 1,059,253	\$ 1,169,076	\$ 1,403,235	\$ (82,117)	\$ 1,223,483	\$ 440,255
Debt Service as a Percentage of Noncapital Expenditures	4.90%	4.83%	5.02%	4.98%	4.87%	4.67%	4.47%	4.21%	3.66%	3.29%

* Noncapital expenditures are total expenditures less capital outlay.

**RIVER VALE SCHOOL DISTRICT
GENERAL FUND OTHER LOCAL REVENUE BY SOURCE
LAST TEN FISCAL YEARS
(Unaudited)**

<u>Ended June 30</u>	<u>Tuition</u>	<u>Interest on Deposits</u>	<u>Donations</u>	<u>E-Rate Rebate</u>	<u>Energy Rebate</u>	<u>Insurance Refund</u>	<u>Rentals</u>	<u>Miscellaneous</u>	<u>Total</u>
2012	\$ 20,260	\$ 6,292		\$ 26,105		\$ 21,163	\$ 102,900	\$ 10,534	\$ 187,254
2013	27,350	12,861	\$ 100,000	22,575		7,316	102,900	30,613	303,615
2014	17,801	13,161	300				102,900	20,718	154,880
2015	18,785	9,928		16,226			100,340	38,071	183,350
2016	20,155	14,944		15,727			103,055	10,229	164,110
2017	31,540	19,049	10,000	13,316			103,905	22,639	200,449
2018	34,867	30,638	225,000	14,665	\$ 33,842		103,055	18,435	460,502
2019	25,617	96,818		13,741	12,000		104,555	22,598	275,329
2020	29,359	110,118					103,055	54,796	297,328
2021	7,500	27,463		12,381	1,650		84,050	7,892	140,936

Source: School District's Financial Statements

**RIVER VALE BOARD OF EDUCATION
ASSESSED VALUE AND ACTUAL VALUE OF TAXABLE PROPERTY
LAST TEN YEARS
(Unaudited)**

Fiscal Year Ended June 30,	Residential			Farm Reg.		Commercial		Industrial		Apartment		Total Assessed Value		Public Utilities		Net Valuation Taxable		Estimated Actual (County Equalized) Value		Total Direct School Tax Rate ^a	
	Vacant Land	Residential	Farm Reg.	Commercial	Industrial	Apartment	Total Assessed Value	Public Utilities	Net Valuation Taxable	Estimated Actual (County Equalized) Value	Total Direct School Tax Rate ^a										
2012	\$ 28,687,500	\$ 1,961,429,200		\$ 76,456,600		\$ 13,034,700	\$ 2,079,608,000				\$ 2,079,608,000		\$ 2,043,697,829	\$ 1.478							
2013	24,311,200	1,966,807,500		70,238,400		13,034,700	2,074,391,800				2,074,391,800		1,984,898,947	1.510							
2014	22,643,800	1,953,627,700		71,333,700		13,034,700	2,060,639,900				2,060,639,900		1,936,930,981	1.018							
2015	17,521,400	1,964,593,300		71,228,200		13,034,700	2,066,377,600	\$ 1,351,396			2,067,728,996		1,956,461,720	1.034							
2016	15,375,500	1,974,406,900		70,235,800		13,034,700	2,073,052,900	1,344,095			2,074,396,995		2,013,198,179	1.049							
2017	15,467,100	1,974,720,200		71,521,600		13,034,700	2,074,743,600	1,333,316			2,076,076,916		2,052,142,618	1.065							
2018	14,378,600	1,981,135,500		71,521,600		13,034,700	2,080,070,400	1,342,127			2,081,412,527		2,074,763,194	1.079							
2019	14,094,200	1,987,790,600		71,459,800		13,034,700	2,086,379,300	1,348,864			2,087,728,164		2,078,144,276	1.095							
2020	14,720,400	1,993,400,600		71,704,400		13,034,700	2,092,860,100	1,325,398			2,094,185,498		2,138,007,357	1.109							
2021	35,273,200	1,997,201,900		67,991,100		13,034,700	2,113,500,900	1,353,096			2,114,853,996		2,114,110,802	1.112							

Source: County Abstract of Ratables

^a Tax rates are per \$100, includes local school district and regional school district.

**RIVER VALE BOARD OF EDUCATION
PROPERTY TAX RATES
PER \$100 OF ASSESSED VALUATION
LAST TEN FISCAL YEARS
(Unaudited)**

<u>Calendar Year</u>	<u>Total</u>	<u>Local School District</u>	<u>Regional School District</u>	<u>Municipality (2)</u>	<u>County (1)</u>
2012	\$ 2.170	\$ 0.965	\$ 0.513	\$ 0.476	\$ 0.216
2013	2.229	0.990	0.520	0.500	0.219
2014	2.272	1.018	0.534	0.500	0.220
2015	2.348	1.034	0.560	0.527	0.227
2016	2.417	1.049	0.581	0.548	0.239
2017	2.488	1.065	0.612	0.562	0.249
2018	2.525	1.079	0.634	0.567	0.245
2019	2.553	1.095	0.634	0.581	0.243
2020	2.613	1.109	0.655	0.595	0.254
2021	2.583	1.112	0.614	0.606	0.251

Source: Tax Duplicate, Township of River Vale

(1) Includes County Open Space Tax

(2) Includes Municipal Open Space and Library Tax

**RIVER VALE BOARD OF EDUCATION
PRINCIPAL PROPERTY TAXPAYERS,
CURRENT YEAR AND NINE YEARS AGO
(Unaudited)**

Taxpayer	2021		2012	
	Taxable Assessed Value	% of Total District Net Assessed Value	Taxable Assessed Value	% of Total District Net Assessed Value
Toll NJ LLC	\$ 22,617,000	0.010698115		
Edgewood Country Club, Inc.	17,522,100	0.008288165	\$ 25,235,400	1.23%
River Vale Development Partners, LLC			9,620,000	0.47%
Gal-Ben Associates	7,672,000	0.003628949	7,672,000	0.38%
Rivervale Collignon Vil Prty Owr LP	7,266,400	0.003437095	7,266,400	0.36%
United Water Co of NJ/Suez	6,850,600	0.003240417	9,391,400	0.46%
Young Property LLC	5,548,200	0.002624366	5,548,200	0.27%
Florentine, Inc.	5,187,100	0.002453561	5,187,100	0.25%
Lindvale Gardens	4,875,400	0.002306123	4,875,400	0.24%
Bear Brook Builders, LLC	4,151,800	0.001963852		
Powder Hill Holdings LLC	2,514,600	0.001189436		
MWD River Vale One LLC			3,222,800	0.16%
Rudd-O'Connor LLC NJ			2,514,600	0.12%
	<u>\$ 84,205,200</u>	<u>2.913%</u>	<u>\$ 80,533,300</u>	<u>3.94%</u>

Source: Municipal Tax Assessor

**RIVER VALE BOARD OF EDUCATION
PROPERTY TAX LEVIES AND COLLECTIONS
LAST TEN FISCAL YEARS
(Unaudited)**

Fiscal Year Ended June 30,	Taxes Levied for the Fiscal Year	Collected within the Fiscal Year of the Levy		Collections in Subsequent Years
		Amount	Percentage of Levy	
2012	\$ 19,881,917	\$ 19,881,917	100.00%	-
2013	20,258,781	20,258,781	100.00%	-
2014	20,804,887	20,804,887	100.00%	-
2015	21,175,835	21,175,835	100.00%	-
2016	21,563,660	21,563,660	100.00%	-
2017	21,917,688	21,917,688	100.00%	-
2018	22,280,759	22,280,759	100.00%	-
2019	22,655,917	22,655,917	100.00%	-
2020	23,029,689	23,029,689	100.00%	-
2021	23,409,896	23,409,896	100.00%	-

EXHIBIT J-10

RIVER VALE BOARD OF EDUCATION
 RATIOS OF OUTSTANDING DEBT BY TYPE
 LAST TEN FISCAL YEARS
 (Unaudited)

Fiscal Year Ended June 30,	Governmental Activities							Per Capita
	General Obligation Bonds	Capital Leases	Lease Purchase Agreements	Total District	Population			
2012	\$ 7,015,000	\$ 95,247	N/A	\$ 7,110,247	9,784	\$	727	
2013	6,290,000	676,573	N/A	6,966,573	9,819		709	
2014	5,545,000	497,215	N/A	6,042,215	9,863		613	
2015	4,780,000	325,587	N/A	5,105,587	9,902		516	
2016	3,990,000	152,012	N/A	4,142,012	10,030		413	
2017	3,185,000	76,467	\$ 194,500	3,455,967	10,049		344	
2018	2,385,000	545,440	98,155	3,028,595	10,016		302	
2019	1,585,000	423,679	N/A	2,008,679	9,985		201	
2020	790,000	319,135	N/A	1,109,135	9,946		112	
2021		211,427	N/A	211,427	9,946 *		21	

Source: District records

Note: * Estimate

**RIVER VALE BOARD OF EDUCATION
RATIOS OF NET GENERAL BONDED DEBT OUTSTANDING
LAST TEN FISCAL YEARS
(Unaudited)**

General Bonded Debt Outstanding					
Fiscal Year Ended June 30,	General Obligation Bonds	Deductions	Net General Bonded Debt Outstanding	Percentage of Actual Taxable Value of Property	Per Capita
2012	\$ 7,015,000		\$ 7,015,000	0.34%	\$ 717
2013	6,290,000		6,290,000	0.30%	641
2014	5,545,000		5,545,000	0.27%	562
2015	4,780,000		4,780,000	0.23%	483
2016	3,990,000		3,990,000	0.19%	398
2017	3,185,000		3,185,000	0.15%	317
2018	2,385,000		2,385,000	0.11%	238
2019	1,585,000		1,585,000	0.08%	159
2020	790,000		790,000	0.04%	79
2021			-	0.00%	-

Source: District records

**RIVER VALE BOARD OF EDUCATION
DIRECT AND OVERLAPPING GOVERNMENTAL ACTIVITIES DEBT
AS OF DECEMBER 31, 2020
(Unaudited)**

	<u>Gross Debt</u>	<u>Deductions</u>	<u>Net Debt</u>
Municipal Debt: (1)			
Local and Regional School	\$ 3,557,677	\$ 3,557,677	
Golf Course Utility	14,074,375	14,074,375	
Borough of River Vale	<u>19,285,150</u>	<u>23,207</u>	<u>\$ 19,261,943</u>
	<u>\$ 36,917,202</u>	<u>\$ 17,655,259</u>	<u>19,261,943</u>
Overlapping Debt Apportioned to the Municipality:			
Bergen County:			
County of Bergen			17,452,815
Bergen Utilities Authority - Water Pollution (B)			<u>1,582,528</u>
			<u>19,035,343</u>
Total Direct and Overlapping Debt			<u>\$ 38,297,286</u>

Source:

(1)Township of River Vale's 2020 Annual Debt Statement

RIVER VALE BOARD OF EDUCATION
 LEGAL DEBT MARGIN INFORMATION
 LAST TEN FISCAL YEARS
 (Unaudited)

	Fiscal Year									
	2012	2013	2014	2015	2016	2017	2018	2019	2020	2021
Debt limit	\$ 63,067,746	\$ 61,266,214	\$ 61,266,214	\$ 58,813,253	\$ 58,985,263	\$ 59,966,599	\$ 61,151,919	\$ 61,803,814	\$ 62,613,861	\$ 62,854,569
Total net debt applicable to limit	7,015,948	6,290,948	6,290,948	4,780,948	3,990,948	3,185,948	2,385,948	1,585,948	790,000	
Legal debt margin	\$ 56,051,798	\$ 54,975,266	\$ 54,975,266	\$ 54,032,305	\$ 54,994,315	\$ 56,780,651	\$ 58,765,971	\$ 60,217,866	\$ 61,823,861	\$ 62,854,569
Total net debt applicable to the limit as a percentage of debt limit	11.12%	10.27%	10.27%	8.13%	6.77%	5.31%	3.90%	2.57%	1.26%	0.00%

Legal Debt Margin Calculation for Fiscal Year 2021

Equalized valuation basis	
2020	\$ 2,089,725,512
2019	2,127,655,823
2018	2,068,075,562
	<u>\$ 6,285,456,897</u>
Average equalized valuation of taxable property	<u>\$ 2,095,152,299</u>
Debt limit (3 % of average equalization value)	\$ 62,854,569
Total Net Debt Applicable to Limit	<u>\$ 62,854,569</u>
Legal debt margin	

Source: Annual Debt Statements

**RIVER VALE BOARD OF EDUCATION
DEMOGRAPHIC AND ECONOMIC STATISTICS
LAST TEN FISCAL YEARS
(Unaudited)**

<u>Year</u>	<u>Population</u>	<u>County Per Capita Personal Income</u>	<u>Unemployment Rate</u>
2011	9,784	\$ 69,056	4.9%
2012	9,819	72,164	4.9%
2013	9,863	71,699	7.8%
2014	9,902	74,480	4.3%
2015	10,030	77,767	4.0%
2016	10,049	79,407	3.8%
2017	10,016	81,676	3.5%
2018	9,985	86,404	3.0%
2019	9,946	89,456	2.5%
2020	9,946 *	89,456 *	8.1%

Source: New Jersey State Department of Education

* Estimate

**RIVER VALE BOARD OF EDUCATION
PRINCIPAL EMPLOYERS,
CURRENT YEAR AND TEN YEARS AGO
(Unaudited)**

NOT APPLICABLE

RIVER VALE BOARD OF EDUCATION
 FULL-TIME EQUIVALENT DISTRICT EMPLOYEES BY FUNCTION/PROGRAM
 LAST TEN FISCAL YEARS
 (Unaudited)

<u>Function/Program</u>	<u>2012</u>	<u>2013</u>	<u>2014</u>	<u>2015</u>	<u>2016</u>	<u>2017</u>	<u>2018</u>	<u>2019</u>	<u>2020</u>	<u>2021</u>
Instruction										
Regular	97	97	97	97	97	98	98	83	83	83
Special education	15	15	15	15	15	15	15	31	31	31
Support Services:										
Student & instruction related services	14	14	14	14	14	14	14	14	14	14
General administration	2	2	2	2	2	2	2	2	2	2
School administrative services	6	6	6	6	6	6	6	6	6	6
Administrative Information Technology	2	2	2	2	2	2	2	2	2	2
Plant operations and maintenance	16	16	16	16	16	16	16	16	16	17
Other support services	5	5	5	5	5	5	5	5	5	5
Total	157	157	157	157	157	158	158	159	159	160

Source: District Personnel Records

RIVER VALE BOARD OF EDUCATION
OPERATING STATISTICS
LAST TEN FISCAL YEARS
(Unaudited)

Fiscal Year	Teacher/Pupil Ratio										
	Enrollment ^a	Operating Expenditures ^b	Cost Per Pupil ^c	Percentage Change	Teaching Staff	Elementary	Middle School	Average Daily Enrollment (ADE)	Average Daily Attendance (ADA)	% Change in Average Daily Enrollment	Student Attendance Percentage
2012	1,337	\$ 20,627,376	\$ 15,428	7.38%	127	13:45	11.8	1,322	1,192.4	-5.50%	90.20%
2013	1,259	20,991,115	16,673	8.07%	127	13:45	11.8	1,293	1,247.6	-2.19%	96.49%
2014	1,285	21,746,536	16,923	1.50%	124	13:45	11.8	1,285	1,122.0	-0.62%	87.32%
2015	1,224	21,885,093	17,880	5.65%	124	13:45	11.8	1,224	1,122.0	-4.75%	91.66%
2016	1,180	22,340,521	18,933	5.89%	124	13:45	11.8	1,180	1,141.8	-3.59%	96.76%
2017	1,163	23,028,504	19,801	4.59%	113	10:86	10.14	1,163	1,114.7	-1.44%	95.85%
2018	1,147	23,638,457	20,609	4.08%	114	10:86	10.14	1,147	1,103.0	-1.38%	96.16%
2019	1,120	25,253,333	22,548	9.41%	114	10:86	10.14	1,120	1,073.5	-2.35%	95.85%
2020	1,104	25,331,388	22,945	1.76%	115	10:86	10.14	1,103	1,070.0	-1.52%	97.01%
2021	1,053	27,219,638	25,850	12.66%	115	10:86	10.14	665	653.8	-39.71%	98.32%

Sources: District records

- Note:
- a Enrollment based on annual October district count.
 - b Operating expenditures equal total expenditures (modified accrual) less debt service and capital outlay.
 - c Cost per pupil represents operating expenditures divided by enrollment.

RIVER VALE BOARD OF EDUCATION
 SCHOOL BUILDING INFORMATION
 LAST TEN FISCAL YEARS
 (Unaudited)

	2012	2013	2014	2015	2016	2017	2018	2019	2020	2021
<u>District Building</u>										
<u>Elementary</u>										
<u>Roberge Elementary</u>										
Square Feet	54,817	54,817	57,817	57,817	57,817	57,817	57,817	57,817	57,817	57,817
Capacity (students)	407	407	407	407	407	407	407	407	407	407
Enrollment					382	379	388	361	338	301
<u>Woodside Elementary</u>										
Square Feet	46,273	46,273	46,273	46,273	46,273	46,273	46,273	46,273	46,273	46,273
Capacity (students)	454	454	454	454	454	454	454	454	454	454
Enrollment ^a					344	348	357	350	353	343
<u>Middle School</u>										
Square Feet	62,133	62,133	62,133	62,133	62,133	62,133	62,133	62,133	62,133	62,133
Capacity (students)	363	363	363	363	363	363	363	363	363	363
Enrollment					454	436	402	409	413	409

Number of Schools at June 30, 2021

- Elementary = 2
- Middle School = 1
- Senior High School = None
- Other = None

Source: District Records

**RIVER VALE BOARD OF EDUCATION
GENERAL FUND
SCHEDULE OF REQUIRED MAINTENANCE FOR SCHOOL FACILITIES
LAST TEN YEARS
(Unaudited)**

	<u>2012</u>	<u>2013</u>	<u>2014</u>	<u>2015</u>	<u>2016</u>	<u>2017</u>	<u>2018</u>	<u>2019</u>	<u>2020</u>	<u>2021</u>
School Facilities										
Roberge Elementary School	\$ 77,219	\$ 88,851	\$ 97,818	\$ 88,691	\$ 104,673	\$ 111,777	\$ 99,546	\$ 94,283	\$ 105,995	\$ 203,171
Woodside Elementary School	66,414	84,313	119,010	70,982	83,773	89,460	54,601	95,206	128,738	272,541
Holdrum Middle School	83,135	76,927	81,177	95,311	112,486	120,121	108,911	76,544	73,450	168,165
Grand Total	<u>\$ 226,768</u>	<u>\$ 250,091</u>	<u>\$ 298,005</u>	<u>\$ 254,984</u>	<u>\$ 300,932</u>	<u>\$ 321,358</u>	<u>\$ 263,058</u>	<u>\$ 266,033</u>	<u>\$ 308,183</u>	<u>\$ 643,877</u>

Source: District Records

**RIVER VALE BOARD OF EDUCATION
SCHEDULE OF INSURANCE
JUNE 30, 2021
(Unaudited)**

	Coverage	Deductible
SCHOOL PACKAGE POLICY - National Union Fire Ins. Co.		
Northeast Bergen County School Board Insurance Group		
PROPERTY - Blanket Buildings and Contents	\$ 41,445,184	\$ 5,000
FLOOD:	5,000,000	50,000
Within Special Flood Zones "A & V"	1,000,000	500,000
EARTHQUAKE	5,000,000	50,000
BOILER AND MACHINERY	40,632,534	5,000
GENERAL LIABILITY		
Per Occurrence	1,000,000	2,500
Aggregate	2,000,000	
COMMERCIAL AUTOMOBILE LIABILITY	1,000,000	2,500
Comprehensive		1,000
Collision		1,000
COMMERCIAL UMBRELLA- National Union Fire Ins. Co.	9,000,000	
Excess Umbrella (Unshared) - Starstone/Markel	30,000,000	
EXCESS UMBRELLA - Fireman's Fund (Shared with 50% of Group) - Aggregate	25,000,000 25,000,000	
WORKER'S COMPENSATION - Safety National		
Per Occurrence	Statutory	
Indemnity Employers Liability	1,000,000	
ENVIRONMENTAL - Chubb/ACE		
Per Occurrence	2,000,000	15,000/25,000
Aggregate	4,000,000	
Group Aggregate	20,000,000	
CRIME COVERAGE - (Non Statutory Bonds)		
Employee Theft - Employee	100,000	5,000
Computer Fraud	100,000	1,000
Employee Theft - Per Loss	500,000	100,000
Forgery or Alteration	100,000	1,000
Funds Transfer Fraud	100,000	1,000
EDUCATORS LEGAL LIABILITY - XL Catlin		
Educators Legal Agg	1,000,000.00	10,000
Employment Practices Agg	1,000,000.00	25,000
Policy Aggregate	1,000,000.00	
CYBER LIABILITY - XL Catlin		
1st Party/3rd Party	1,000,000/2,000,000	25,000/15,000
Policy Aggregate	6,000,000	
ACCIDENTAL DEATH & DISMEMBRMENT - Gerber Life Ins.		
Principal Sum (AD&D)	100,000	
INDIVIDUAL BONDS - Selective Ins. Co.		
School Business Admin/Board Secretary	150,000	
Treasurer of School Monies	300,000	

SINGLE AUDIT SECTION



LERCH, VINCI & HIGGINS, LLP

CERTIFIED PUBLIC ACCOUNTANTS
REGISTERED MUNICIPAL ACCOUNTANTS

EXHIBIT K-1

DIETER P. LERCH, CPA, RMA, PSA
GARY J. VINCI, CPA, RMA, PSA
GARY W. HIGGINS, CPA, RMA, PSA
JEFFREY C. BLISS, CPA, RMA, PSA
PAUL J. LERCH, CPA, RMA, PSA
JULIUS B. CONSONI, CPA, PSA
ANDREW D. PARENTE, CPA, RMA, PSA

ELIZABETH A. SHICK, CPA, RMA, PSA
ROBERT W. HAAG, CPA, RMA, PSA
RALPH M. PICONE, III, CPA, RMA, PSA
DEBRA GOLLE, CPA
MARK SACO, CPA
ROBERT LERCH, CPA
CHRISTOPHER M. VINCI, CPA, PSA
CHRISTINA CUIFFO, CPA

**REPORT ON INTERNAL CONTROL OVER FINANCIAL
REPORTING AND ON COMPLIANCE AND OTHER MATTERS
BASED ON AN AUDIT OF FINANCIAL STATEMENTS PERFORMED IN
ACCORDANCE WITH GOVERNMENT AUDITING STANDARDS**

INDEPENDENT AUDITOR'S REPORT

Honorable President and Members
of the Board of Education
River Vale Board of Education
River Vale, New Jersey

We have audited, in accordance with the auditing standards generally accepted in the United States of America; the standards applicable to financial audits contained in Government Auditing Standards issued by the Comptroller General of the United States and audit requirements prescribed by the Office of School Finance, Department of Education, State of New Jersey, the financial statements of the governmental activities, the business-type activities, each major fund, and the aggregate remaining fund information of the River Vale Board of Education as of and for the fiscal year ended June 30, 2021 and the related notes to the financial statements, which collectively comprise the River Vale Board of Education's basic financial statements and have issued our report thereon dated March 4, 2022.

Internal Control Over Financial Reporting

In planning and performing our audit of the financial statements, we considered the River Vale Board of Education's internal control over financial reporting (internal control) as a basis for designing audit procedures that are appropriate in the circumstances for the purpose of expressing our opinions on the financial statements but not for the purpose of expressing an opinion on the effectiveness of the River Vale Board of Education's internal control. Accordingly, we do not express an opinion on the effectiveness of the River Vale Board of Education's internal control.

A deficiency in internal control exists when the design or operation of a control does not allow management or employees, in the normal course of performing their assigned functions, to prevent, or detect and correct, misstatements on a timely basis. A material weakness is a deficiency, or a combination of deficiencies, in internal control, such that there is a reasonable possibility that a material misstatement of the entity's financial statements will not be prevented, or detected and corrected on a timely basis. A significant deficiency is a deficiency, or a combination of deficiencies, in internal control that is less severe than a material weakness, yet important enough to merit attention by those charged with governance.

Our consideration of internal control was for the limited purpose described in the first paragraph of this section and was not designed to identify all deficiencies in internal control that might be material weaknesses or significant deficiencies. Given these limitations, during our audit we did not identify any deficiencies in internal control that we consider to be material weaknesses. However, material weaknesses may exist that have not been identified.


Compliance and Other Matters

As part of obtaining reasonable assurance about whether the River Vale Board of Education’s financial statements are free from material misstatement, we performed tests of its compliance with certain provisions of laws, regulations, contracts, and grant agreements, noncompliance with which could have a direct and material effect on the financial statements. However, providing an opinion on compliance with those provisions was not an objective of our audit, and accordingly, we do not express such an opinion. The results of our tests disclosed no instances of noncompliance or other matters that are required to be reported under Government Auditing Standards and audit requirements as prescribed by the Office of School Finance, Department of Education, State of New Jersey.


However, we noted certain matters that are not required to be reported under Government Auditing Standards that we reported to management of the River Vale Board of Education in a separate report entitled “Auditor’s Management Report on Administrative Findings – Financial, Compliance and Performance” dated March 4, 2022.

Purpose of this Report

The purpose of this report is solely to describe the scope of our testing of internal control and compliance and the results of that testing, and not to provide an opinion on the effectiveness of the River Vale Board of Education’s internal control or on compliance. This report is an integral part of an audit performed in accordance with Government Auditing Standards in considering the River Vale Board of Education’s internal control and compliance. Accordingly, this communication is not suitable for any other purpose.



LERCH, VINCI & HIGGINS, LLP
Certified Public Accountants
Public School Accountants



Paul J. Lerch
Public School Accountant
PSA Number CS01118

Fair Lawn, New Jersey
March 4, 2022



LERCH, VINCI & HIGGINS, LLP

CERTIFIED PUBLIC ACCOUNTANTS
REGISTERED MUNICIPAL ACCOUNTANTS

EXHIBIT K-2

DIETER P. LERCH, CPA, RMA, PSA
GARY J. VINCI, CPA, RMA, PSA
GARY W. HIGGINS, CPA, RMA, PSA
JEFFREY C. BLISS, CPA, RMA, PSA
PAUL J. LERCH, CPA, RMA, PSA
JULIUS B. CONSONI, CPA, PSA
ANDREW D. PARENTE, CPA, RMA, PSA

ELIZABETH A. SHICK, CPA, RMA, PSA
ROBERT W. HAAG, CPA, PSA
RALPH M. PICONE, III, CPA, RMA, PSA
DEBRA GOLLE, CPA
MARK SACO, CPA
ROBERT LERCH, CPA
CHRISTOPHER M. VINCI, CPA, PSA
CHRISTINA CUIFFO, CPA

**REPORT ON COMPLIANCE FOR EACH MAJOR STATE PROGRAM;
REPORT ON INTERNAL CONTROL OVER COMPLIANCE; AND REPORT
ON THE SCHEDULE OF EXPENDITURES OF STATE FINANCIAL ASSISTANCE
AS REQUIRED BY NEW JERSEY OMB CIRCULAR 15-08**

INDEPENDENT AUDITOR'S REPORT

Honorable President and Members
of the Board of Education
River Vale Board of Education
River Vale, New Jersey

Report on Compliance for Each Major State Program

We have audited the River Vale Board of Education's compliance with the types of compliance requirements described in the New Jersey OMB Circular 15-08 State Aid/Grant Compliance Supplement that could have a direct and material effect on each of the River Vale Board of Education's major state programs for the fiscal year ended June 30, 2021. The River Vale Board of Education's major state programs are identified in the summary of auditor's results section of the accompanying schedule of findings and questioned costs.

Management's Responsibility

Management is responsible for compliance with state statutes, regulations, and the terms and conditions of its state financial assistance applicable to its state programs.

Auditor's Responsibility

Our responsibility is to express an opinion on compliance for each of the River Vale Board of Education's major state programs based on our audit of the types of compliance requirements referred to above. We conducted our audit of compliance in accordance with auditing standards generally accepted in the United States of America; the standards applicable to financial audits contained in Government Auditing Standards, issued by the Comptroller General of the United States; audit requirements as prescribed by the Office of School Finance, Department of Education, State of New Jersey; and New Jersey OMB Circular 15-08, Single Audit Policy for Recipients of Federal Grants, State Grants and State Aid. Those standards and New Jersey Circular require that we plan and perform the audit to obtain reasonable assurance about whether noncompliance with the types of compliance requirements referred to above that could have a direct and material effect on a major state program occurred. An audit includes examining, on a test basis, evidence about the River Vale Board of Education's compliance with those requirements and performing such other procedures as we considered necessary in the circumstances.

We believe that our audit provides a reasonable basis for our opinion on compliance for each major state program. However, our audit does not provide a legal determination of the River Vale Board of Education's compliance.

Opinion on Each Major State Program

In our opinion, the River Vale Board of Education complied, in all material respects, with the types of compliance requirements referred to above that could have a direct and material effect on each of its major state programs for the fiscal year ended June 30, 2021.

Report on Internal Control Over Compliance

Management of the River Vale Board of Education is responsible for establishing and maintaining effective internal control over compliance with the types of compliance requirements referred to above. In planning and performing our audit of compliance, we considered the River Vale Board of Education's internal control over compliance with the types of requirements that could have a direct and material effect on each major state program to determine the auditing procedures that are appropriate in the circumstances for the purpose of expressing an opinion on compliance for each major state program and to test and report on internal control over compliance in accordance with the New Jersey OMB Circular 15-08, but not for the purpose of expressing an opinion on the effectiveness of internal control over compliance. Accordingly, we do not express an opinion on the effectiveness of the River Vale Board of Education's internal control over compliance.


A deficiency in internal control over compliance exists when the design or operation of a control over compliance does not allow management or employees, in the normal course of performing their assigned functions, to prevent, or detect and correct, noncompliance with a type of compliance requirement of a state program on a timely basis. A material weakness in internal control over compliance is a deficiency, or combination of deficiencies, in internal control over compliance, such that there is a reasonable possibility that material noncompliance with a type of compliance requirement of a state program will not be prevented, or detected and corrected, on a timely basis. A significant deficiency in internal control over compliance is a deficiency, or a combination of deficiencies, in internal control over compliance with a type of compliance requirement of a state program that is less severe than a material weakness in internal control over compliance, yet important enough to merit attention by those charged with governance.


Our consideration of internal control over compliance was for the limited purpose described in the first paragraph of this section and was not designed to identify all deficiencies in internal control over compliance that might be material weaknesses or significant deficiencies. We did not identify any deficiencies in internal control over compliance that we consider to be material weaknesses. However, material weaknesses may exist that have not been identified.

The purpose of this report on internal control over compliance is solely to describe the scope of our testing of internal control over compliance and the results of that testing based on the requirements of the New Jersey OMB Circular 15-08. Accordingly, this report is not suitable for any other purpose.

Report on Schedule of Expenditures of State Financial Assistance Required by New Jersey OMB Circular 15-08

We have audited the financial statements of the governmental activities, the business-type activities, each major fund, and the aggregate remaining fund information of the River Vale Board of Education, as of and for the fiscal year ended June 30, 2021, and the related notes to the financial statements, which collectively comprise the Board of Education's basic financial statements. We have issued our report thereon dated March 4, 2022, which contained unmodified opinions on those financial statements. Our audit was conducted for the purpose of forming opinions on the financial statements that collectively comprise the basic financial statements. The accompanying schedule of expenditures of state financial assistance as required by New Jersey OMB Circular 15-08 are presented for purposes of additional analysis and are not a required part of the basic financial statements. Such information is the responsibility of management and was derived from and relates directly to the underlying accounting and other records used to prepare the basic financial statements. The information has been subjected to the auditing procedures applied in the audit of the financial statements and certain additional procedures, including comparing and reconciling such information directly to the underlying accounting and other records used to prepare the basic financial statements or to the basic financial statements themselves, and other additional procedures in accordance with auditing standards generally accepted in the United States of America. In our opinion, the schedule of expenditures of state financial assistance are fairly stated in all material respects in relation to the basic financial statements as a whole.


LERCH, VINCI & HIGGINS, LLP
Certified Public Accountants
Public School Accountants


Paul J. Lerch
Public School Accountant
PSA Number CS01118

Fair Lawn, New Jersey
March 4, 2022

RIVER VALE BOARD OF EDUCATION
 SCHEDULE OF EXPENDITURES OF FEDERAL AWARDS
 FOR THE FISCAL YEAR ENDED JUNE 30, 2021

Federal CFDA Number	Federal/Grantor/Pass-Through Grantor/ Program Title	FAIN Number	Grant Period	Award Amount	Balance, July 1, 2020		Accounts Receivable Carryover Amount	Cash Received	Budgetary Expenditures	Balance, June 30, 2021		Memo GAAP Receivable
					Unearned Revenue	Accounts Receivable				(Account Receivable)	Unearned Revenue	
	U.S. Department of Education Passed-through State Department of Education											
84.027A	I.D.E.A. Part B, Basic	H027A180100	7/1/20-9/30/21	\$ 236,793		\$ (60,660)	\$ 234,147	\$ 236,881		\$ (63,306)	\$ 60,572	\$ (2,734)
84.027A	I.D.E.A. Part B, Basic	H027A190100	7/1/19/9/30/20	227,634		60,660	102					
84.173A	I.D.E.A. Part B, Preschool	H173A190114	7/1/20-9/30/21	13,538			13,538	13,538				
	Total Special Education Cluster (IDEA)						247,787	250,419		(63,306)	60,572	(2,734)
	NCLB Title II	S367A190029	7/1/20-9/30/21	15,297			15,297	15,297				
	Total Elementary and Secondary Education Programs Cluster (ESEA)						15,297	15,297				
	Elementary and Secondary School Emergency Relief Fund (ESSER):											
84.425D	ESSER I - (Non-Title I) C.A.R.E.S. Emergency Relief Grant	S425D200027	7/1/20-6/30/22	29,768			29,768	29,768		(218,841)	218,841	
84.425D	ESSER II - Coronavirus Response and Relief Supplm. Appropriations	S425D200027	3/13/20-9/30/21	218,841						(25,000)	25,000	
84.425D	ESSER II - Learning Acceleration	S425D200027	3/13/20-9/30/21	25,000						(45,000)	45,000	
84.425D	ESSER II - Mental Health	S425D200027	3/13/20-9/30/21	45,000								
	Total Elementary and Secondary School Emergency Relief Fund Cluster (ESSER)						29,768	29,768		(288,841)	288,841	
21.019	Coronavirus Relief Fund Grant	S425D200027	1/13/20-12/30/2	27,500			27,500	27,500				
21.019	Coronavirus Aid Relief and Economic Security Act (Passed Through County of Bergen)	S425D200027	1/13/20-12/30/2	25,000			25,000	25,000				
	Total Coronavirus Relief Fund Grant CARES Cluster						52,500	52,500				
	Total U.S. Department of Education						345,352	347,984		(352,147)	349,413	(2,734)
	Total Federal Awards						\$ 345,352	\$ 347,984		\$ (352,147)	\$ 349,413	\$ (2,734)

Note: Not subject to Federal Single Audit in accordance with U.S. Uniform Guidance.

**RIVER VALE BOARD OF EDUCATION
SCHEDULE OF EXPENDITURES OF STATE FINANCIAL ASSISTANCE
FOR THE FISCAL YEAR ENDED JUNE 30, 2021**

State Grantor/Program Title	Grant or State Project Number	Grant Period	Award Amount	Balance, July 1, 2020		Cash Received	Budgetary Expenditures	Balance, June 30, 2021		Memo
				(Accounts Receivable)	Unearned Revenue			(Accounts Receivable)	Unearned Revenue	
State Department of Education										
General Fund										
Special Education Aid	21-495-034-5120-089	7/1/20-6/30/21	\$ 578,377		\$	\$ 524,231	\$ 578,377	\$ (54,146)	\$	\$ 578,377
Special Education Aid	20-495-034-5120-089	7/1/19-6/30/20	541,250	(50,146)		50,146				
Security Aid	21-495-034-5120-084	7/1/20-6/30/21	86,869			78,736	86,869	(8,133)		86,869
Security Aid	20-495-034-5120-084	7/1/19-6/30/20	86,869	(8,048)		8,048				
Total State Aid Public Cluster							665,246			
Transportation Aid	21-495-034-5120-014	7/1/20-6/30/21	126,476			114,636	126,476	(11,840)		126,476
Transportation Aid	20-495-034-5120-014	7/1/19-6/30/20	126,476	(11,718)		11,718				
Nonpublic School Transportation Aid	21-495-034-5120-014	7/1/20-6/30/21	11,600				11,600	(11,600)		11,600
Total Transportation Aid Cluster							138,076			
Extraordinary Aid	21-495-034-5120-044	7/1/20-6/30/21	298,645				298,645	(298,645)		298,645
Extraordinary Aid	20-495-034-5120-044	7/1/19-6/30/20	182,455	(182,455)		182,455				
On-Behalf TPAF Social Security Aid	21-495-034-5094-003	7/1/20-6/30/21	754,142			754,142	754,142			754,142
On-Behalf TPAF Social Security Aid	20-495-034-5094-003	7/1/19-6/30/20	737,053	(36,242)		36,242				
TPAF Pension Benefit Contributions	21-495-034-5094-002	7/1/20-6/30/21	2,711,593			2,711,593	2,711,593			2,711,593
TPAF Pension - NCGI Premium	21-495-034-5094-004	7/1/20-6/30/21	51,592			51,592	51,592			51,592
TPAF - Post-Retirement Medical	21-495-034-5094-001	7/1/20-6/30/21	865,939			865,939	865,939			865,939
TPAF - Long-Term Disability Insurance Contributions	21-495-034-5094-004	7/1/20-6/30/21	800			800	800			800
Total Extraordinary Aid and On-Behalf TPAF Cluster						4,682,711				
School Security Grant	20E00301	7/1/20-6/30/21	59,626				59,626	(59,626)		59,626
Total School Security Grant Cluster							59,626			
Total General Fund						5,390,278	5,545,659	(443,990)	(71,226)	5,545,659
Total State Financial Assistance Subject to Single Audit Determination						5,390,278	5,545,659	(443,990)	(71,226)	5,545,659
State Financial Assistance Not Subject to Major Program Determination										
General Fund										
TPAF Pension Benefit Contributions	21-495-034-5094-002	7/1/20-6/30/21	2,711,593			(2,711,593)	(2,711,593)			(2,711,593)
TPAF Pension - NCGI Premium	21-495-034-5094-004	7/1/20-6/30/21	51,592			(51,592)	(51,592)			(51,592)
TPAF - Post Retirement Medical	21-495-034-5094-001	7/1/20-6/30/21	865,939			(865,939)	(865,939)			(865,939)
TPAF - Long-Term Disability Insurance Contributions	21-495-034-5094-004	7/1/20-6/30/21	800			(800)	(800)			(800)
Total State Financial Assistance Subject to Major Program Determination						1,760,354	1,915,735	(443,990)	(71,226)	1,915,735

See Accompanying Notes to the Schedule of Expenditures of Federal Awards and Expenditures of State Financial Assistance

**RIVER VALE BOARD OF EDUCATION
NOTES TO THE SCHEDULES OF EXPENDITURES OF
FEDERAL AWARDS AND STATE FINANCIAL ASSISTANCE
FOR THE FISCAL YEAR ENDED JUNE 30, 2021**

NOTE 1 GENERAL

The accompanying schedules present the activity of all federal and state financial assistance programs of the River Vale Board of Education. The Board of Education is defined in Note 1(A) to the Board's financial statements. All federal financial assistance received directly from federal agencies, as well as federal awards and state financial assistance passed through other government agencies is included on the schedule of expenditures of federal awards and state financial assistance.

NOTE 2 BASIS OF ACCOUNTING

The accompanying schedules are prepared and presented using the budgetary basis of accounting with the exception of programs recorded in the food service fund, which are presented using the accrual basis of accounting. These basis of accounting are described in Notes 1(C) to the Board's financial statements. The information in these schedules is presented in accordance with the requirements of Title 2 U.S. Code of Federal Regulations Part 200, Uniform Administrative Requirements, Cost Principles, and Audit Requirements for Federal Awards (U.S. Uniform Guidance) and New Jersey OMB Circular 15-08, "Single Audit Policy for Recipients of Federal Grants, State Grants, and State Aid". Therefore, some amounts presented in these schedules may differ from the amounts presented in, or used in the preparation of, the financial statements.

NOTE 3 RELATIONSHIP TO FINANCIAL STATEMENTS

The financial statements present the general fund and special revenue fund on a GAAP basis. Budgetary comparison statements or schedules (RSI) are presented for the general fund and special revenue fund to demonstrate finance-related legal compliance in which certain revenue is permitted by law or grant agreement to be recognized in the audit year, whereas for GAAP reporting, revenue is not recognized until the subsequent year or when expenditures have been made.

The general fund is presented in the accompanying schedules on a modified accrual basis with the exception of the revenue recognition of the delayed state aid payments in the current budget year, which is mandated pursuant to N.J.S.A. 18A:22-44.2. For GAAP purposes, those payments are not recognized until the subsequent year due to the state deferral and recording of certain state aid payments in the subsequent year. The special revenue fund is presented in the accompanying schedules on the grant accounting budgetary basis which recognizes encumbrances as expenditures and also recognizes the related revenues, which may include the delayed state aid payments, whereas the GAAP basis does not. The special revenue fund also recognizes the delayed state aid payments in the current budget year, consistent with N.J.S.A. 18A:22-44.2.

The net adjustment to reconcile from the budgetary basis to the GAAP basis is a decrease of \$120,397 for the general fund. See the Notes to Required Supplementary Information for a reconciliation of the budgetary basis to the modified accrual basis of accounting for the general and special revenue funds. Awards and financial assistance revenues are reported in the Board's financial statements on a GAAP basis as presented as follows:

	<u>Federal</u>	<u>State</u>	<u>Total</u>
General Fund		\$ 5,425,262	\$ 5,425,262
Special Revenue Fund	\$ 347,984	-	347,984
Total Financial Assistance	<u>\$ 347,984</u>	<u>\$ 5,425,262</u>	<u>\$ 5,773,246</u>

**RIVER VALE BOARD OF EDUCATION
NOTES TO THE SCHEDULES OF EXPENDITURES OF
FEDERAL AWARDS AND STATE FINANCIAL ASSISTANCE
FOR THE FISCAL YEAR ENDED JUNE 30, 2021**

NOTE 4 RELATIONSHIP TO FEDERAL AND STATE FINANCIAL REPORTS

Amounts reported in the accompanying schedules may not necessarily agree with the amounts reported in the related federal and state financial reports due to timing differences between the District's fiscal year and grant program years.

NOTE 5 OTHER INFORMATION

Revenues and expenditures reported under the Food Distribution Program as non-cash assistance represent current year value received and current year distributions, respectively. TPAF Social Security contributions in the amount of \$754,142 represents the amount reimbursed by the State for the employer's share of social security contributions for TPAF members for the fiscal year ended June 30, 2021. The amount reported as TPAF Pension System Contributions in the amount of \$2,763,185, TPAF Post-Retirement Medical Benefits Contributions in the amount of \$865,939 and TPAF Long-Term Disability Insurance in the amount of \$800 represents the amount paid by the State on behalf of the District for the fiscal year ended June 30, 2021.

NOTE 6 ON-BEHALF PROGRAMS NOT SUBJECT TO STATE SINGLE AUDIT

On-behalf State Programs for TPAF Pension, Post-Retirement Medical Benefits and Long-Term Disability Insurance Contributions payments are not subject to a State single audit and, therefore, are excluded from major program determination. The Schedule of State Financial Assistance provides a reconciliation of State financial assistance reported in the District's financial statements and the amount subject to State single audit and major program determination.

**RIVER VALE BOARD OF EDUCATION
SCHEDULE OF FINDINGS AND QUESTIONED COSTS
FOR THE FISCAL YEAR ENDED JUNE 30, 2021**

Part I – Summary of Auditor’s Results

Financial Statement Section

- | | |
|---|-------------------------------------|
| A) Type of auditors' report issued: | <u>Unmodified</u> |
| B) Internal control over financial reporting: | |
| 1) Material weakness(es) identified? | _____ yes <u> X </u> no |
| 2) Were significant deficiencies identified that were not considered to be material weaknesses? | _____ yes <u> X </u> none |
| C) Noncompliance material to basic financial statements noted? | _____ yes <u> X </u> no |

Federal Awards Section

Not Applicable

**RIVER VALE BOARD OF EDUCATION
SCHEDULE OF FINDINGS AND QUESTIONED COSTS (CONT'D)
FOR THE FISCAL YEAR ENDED JUNE 30, 2021**

Part I – Summary of Auditor’s Results

State Awards Section

Internal Control over compliance:

1) Material weakness(es) identified? _____ yes X no

2) Were significant deficiencies identified that were not considered to be material weaknesses? _____ yes X none

Type of auditors' report on compliance for major programs: Unmodified

Any audit findings disclosed that are required to be reported in accordance with N.J. OMB Circular 15-08? _____ yes X no

Identification of major programs:

<u>State Grant/Project Number</u>	<u>Name of State Program</u>
21-495-034-5120-089	Special Education Aid
21-495-034-5120-084	Security Aid

Dollar threshold used to determine Type A and Type B programs: \$ 750,000

Auditee qualified as low-risk auditee? X yes _____ no

**RIVER VALE BOARD OF EDUCATION
SCHEDULE OF FINDINGS AND QUESTIONED COSTS (CONT'D)
FOR THE FISCAL YEAR ENDED JUNE 30, 2021**

Part 2 - Schedule of Financial Statement Findings

This section identifies the significant deficiencies, material weaknesses, fraud, illegal acts, violations of provision of contracts and grant agreements and abuse related to the financial statements in accordance with Government Auditing Standards.

There are none.

**RIVER VALE BOARD OF EDUCATION
SCHEDULE OF FINDINGS AND QUESTIONED COSTS (CONT'D)
FOR THE FISCAL YEAR ENDED JUNE 30, 2021**

Part 3 - Schedule of Federal and State Award Findings and Questioned Costs

This section identifies the significant deficiencies, material weaknesses, and instances of noncompliance, including questioned costs, related to the audit of major federal and state programs, as required by U.S. Uniform Guidance and New Jersey OMB's Circular 15-08.

CURRENT YEAR FEDERAL AWARDS

Not applicable.

CURRENT YEAR STATE AWARDS

There are none.

**RIVER VALE BOARD OF EDUCATION
SUMMARY SCHEDULE OF PRIOR-YEAR AUDIT FINDINGS
FOR THE FISCAL YEAR ENDED JUNE 30, 2021**

This section identifies the status of prior-year findings related to the basic financial statements and federal and state awards that are required to be reported in accordance with Chapter 6.12 of *Government Auditing Standards*, U.S. Uniform Guidance and New Jersey OMB's Circular 15-08.

STATUS OF PRIOR YEAR FINDINGS

There were none.